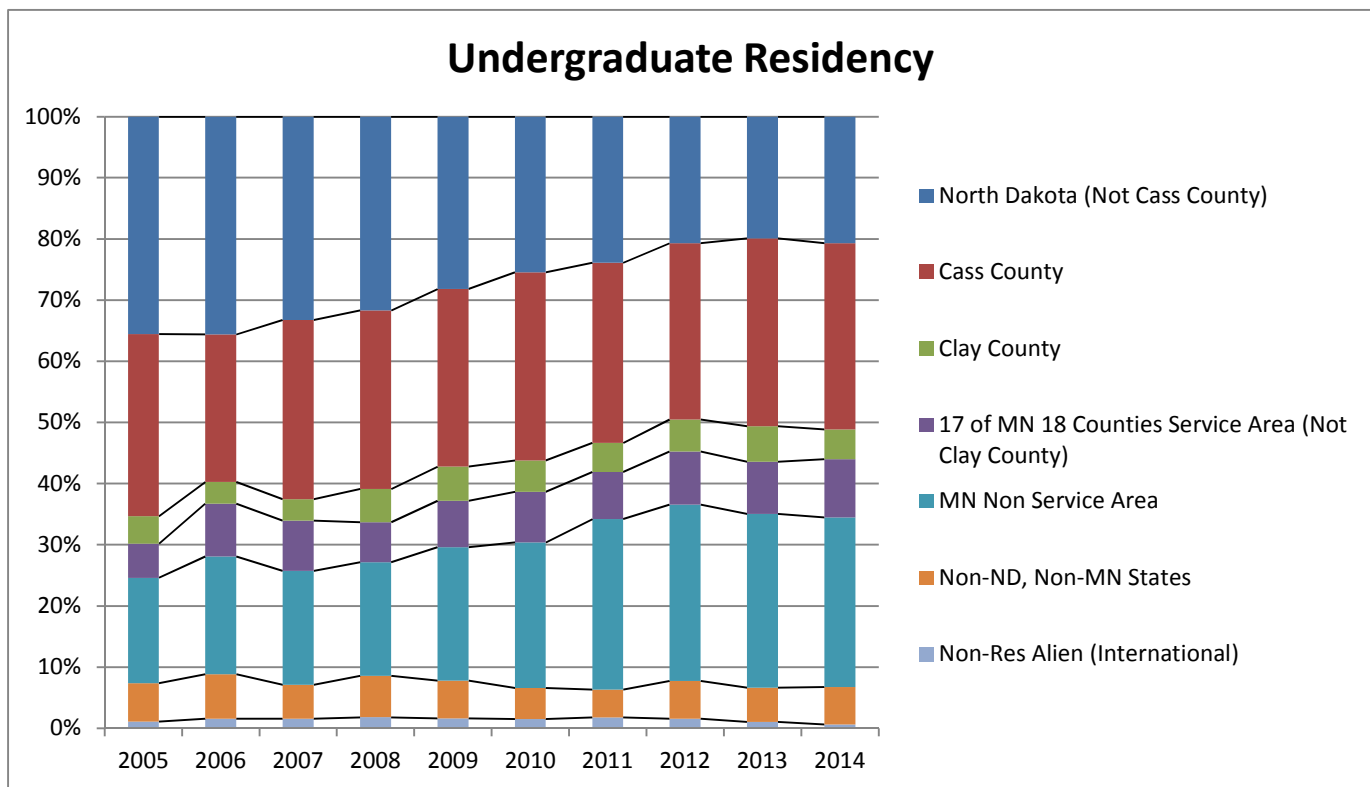


**North Dakota State University  
College of Science and Mathematics  
Biological Sciences Enrollment Percentage**

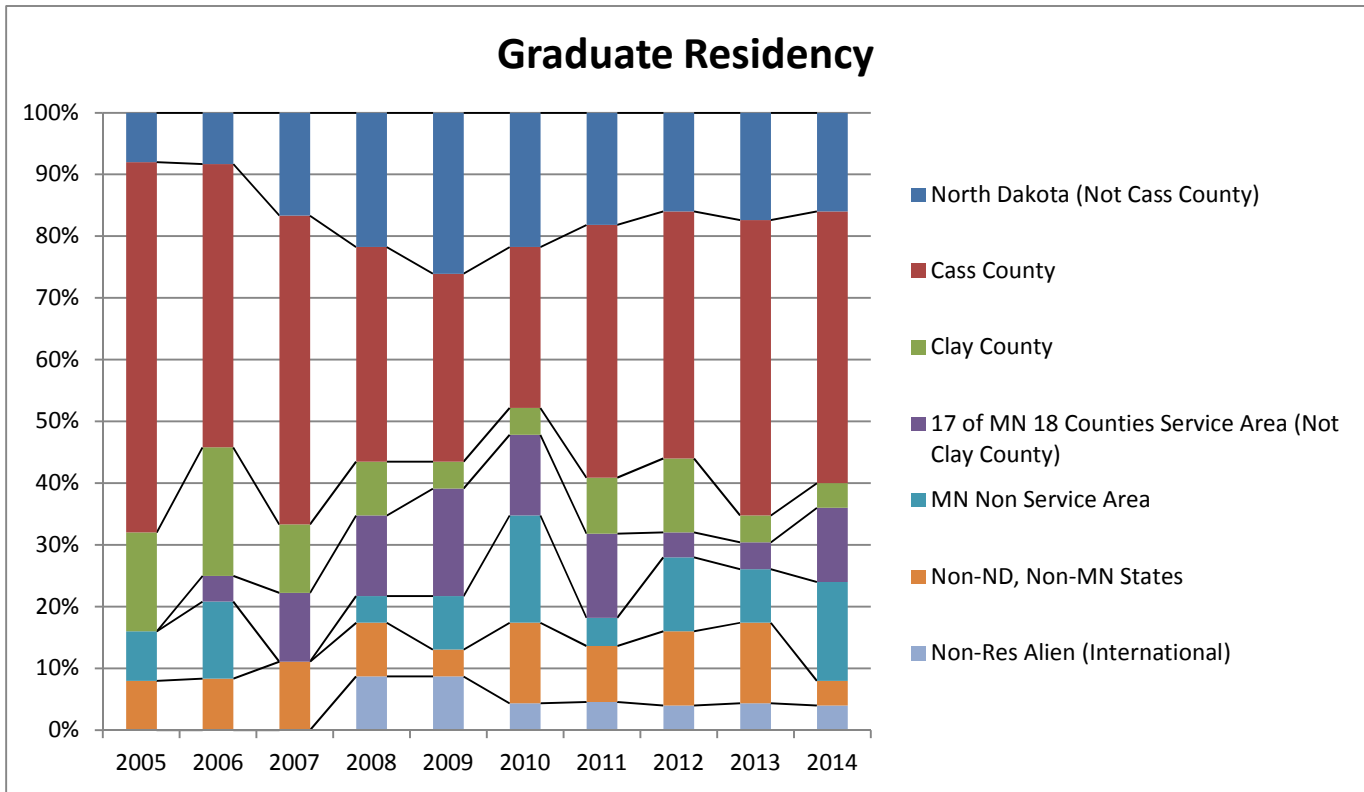


**Biological Sciences Undergraduate**

	2005	2006	2007	2008	2009	2010	2011	2012	2013	2014
North Dakota (Not Cass County)	35.6%	35.6%	33.3%	31.7%	28.2%	25.5%	23.9%	20.7%	19.9%	20.7%
Cass County	29.8%	24.1%	29.3%	29.2%	29.0%	30.8%	29.4%	28.8%	30.7%	30.4%
Clay County	4.5%	3.5%	3.5%	5.4%	5.6%	5.1%	4.7%	5.2%	5.8%	4.9%
17 of MN 18 Counties Service Area (Not Clay County)	5.6%	8.6%	8.2%	6.6%	7.6%	8.3%	7.7%	8.7%	8.5%	9.5%
MN Non Service Area	17.2%	19.2%	18.6%	18.6%	21.8%	23.8%	27.9%	28.8%	28.4%	27.7%
Non-ND, Non-MN States	6.3%	7.3%	5.5%	6.8%	6.2%	5.1%	4.5%	6.2%	5.6%	6.1%
Non-Res Alien (International)	1.1%	1.5%	1.6%	1.8%	1.6%	1.5%	1.8%	1.5%	1.0%	0.6%
<b>Total</b>	<b>100.0%</b>	<b>100.0%</b>	<b>100.0%</b>	<b>100.0%</b>	<b>100.0%</b>	<b>100.0%</b>	<b>100.0%</b>	<b>100.0%</b>	<b>100.0%</b>	<b>100.0%</b>
<b>Total Students</b>	<b>447</b>	<b>452</b>	<b>451</b>	<b>442</b>	<b>500</b>	<b>530</b>	<b>506</b>	<b>517</b>	<b>482</b>	<b>473</b>
<b>Percentage of Total Students</b>	<b>94.7%</b>	<b>95.0%</b>	<b>96.2%</b>	<b>95.1%</b>	<b>95.6%</b>	<b>95.8%</b>	<b>95.8%</b>	<b>95.4%</b>	<b>95.4%</b>	<b>95.0%</b>

*Note: Official Fall 4th Week Enrollment Census Data and residency means native ('home address') residency, i.e., NOT 'tuition' residency.*

**North Dakota State University  
College of Science and Mathematics  
Biological Sciences Enrollment Percentage**

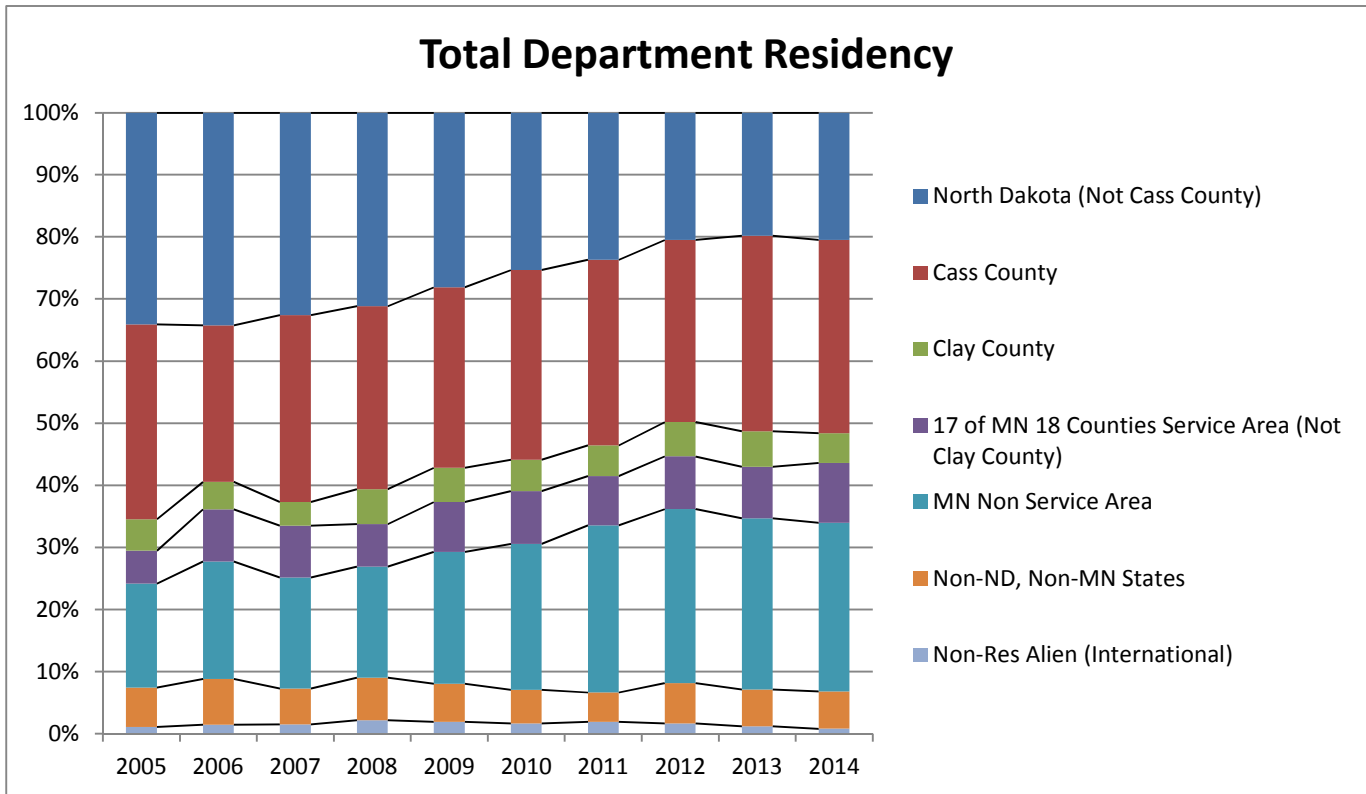


**Biological Sciences Graduate**

	2005	2006	2007	2008	2009	2010	2011	2012	2013	2014
North Dakota (Not Cass County)	8.0%	8.3%	16.7%	21.7%	26.1%	21.7%	18.2%	16.0%	17.4%	16.0%
Cass County	60.0%	45.8%	50.0%	34.8%	30.4%	26.1%	40.9%	40.0%	47.8%	44.0%
Clay County	16.0%	20.8%	11.1%	8.7%	4.3%	4.3%	9.1%	12.0%	4.3%	4.0%
17 of MN 18 Counties Service Area (Not Clay County)	0.0%	4.2%	11.1%	13.0%	17.4%	13.0%	13.6%	4.0%	4.3%	12.0%
MN Non Service Area	8.0%	12.5%	0.0%	4.3%	8.7%	17.4%	4.5%	12.0%	8.7%	16.0%
Non-ND, Non-MN States	8.0%	8.3%	11.1%	8.7%	4.3%	13.0%	9.1%	12.0%	13.0%	4.0%
Non-Res Alien (International)	0.0%	0.0%	0.0%	8.7%	8.7%	4.3%	4.5%	4.0%	4.3%	4.0%
<b>Total</b>	<b>100.0%</b>	<b>100.0%</b>	<b>100.0%</b>	<b>100.0%</b>	<b>100.0%</b>	<b>100.0%</b>	<b>100.0%</b>	<b>100.0%</b>	<b>100.0%</b>	<b>100.0%</b>
<b>Total Students</b>	<b>25</b>	<b>24</b>	<b>18</b>	<b>23</b>	<b>23</b>	<b>23</b>	<b>22</b>	<b>25</b>	<b>23</b>	<b>25</b>
<b>Percentage of Total Students</b>	<b>5.3%</b>	<b>5.0%</b>	<b>3.8%</b>	<b>4.9%</b>	<b>4.4%</b>	<b>4.2%</b>	<b>4.2%</b>	<b>4.6%</b>	<b>4.6%</b>	<b>5.0%</b>

*Note: Official Fall 4th Week Enrollment Census Data and residency means native ('home address') residency, i.e., NOT 'tuition' residency.*

**North Dakota State University  
College of Science and Mathematics  
Biological Sciences Enrollment Percentage**

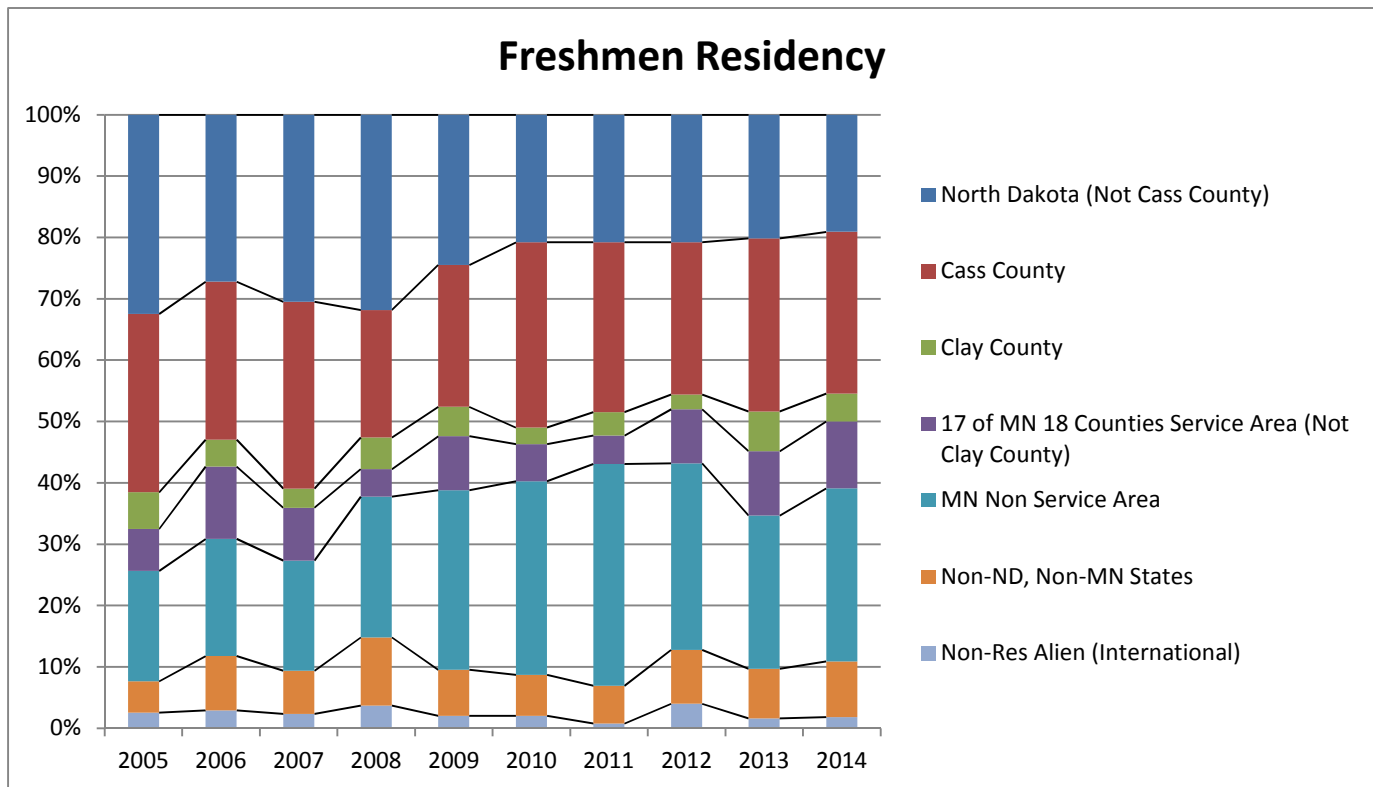


**Biological Sciences**

	2005	2006	2007	2008	2009	2010	2011	2012	2013	2014
North Dakota (Not Cass County)	34.1%	34.2%	32.6%	31.2%	28.1%	25.3%	23.7%	20.5%	19.8%	20.5%
Cass County	31.4%	25.2%	30.1%	29.5%	29.1%	30.6%	29.9%	29.3%	31.5%	31.1%
Clay County	5.1%	4.4%	3.8%	5.6%	5.5%	5.1%	4.9%	5.5%	5.7%	4.8%
17 of MN 18 Counties Service Area (Not Clay County)	5.3%	8.4%	8.3%	6.9%	8.0%	8.5%	8.0%	8.5%	8.3%	9.6%
MN Non Service Area	16.7%	18.9%	17.9%	17.8%	21.2%	23.5%	26.9%	28.0%	27.5%	27.1%
Non-ND, Non-MN States	6.4%	7.4%	5.8%	6.9%	6.1%	5.4%	4.7%	6.5%	5.9%	6.0%
Non-Res Alien (International)	1.1%	1.5%	1.5%	2.2%	1.9%	1.6%	1.9%	1.7%	1.2%	0.8%
<b>Total</b>	<b>100.0%</b>	<b>100.0%</b>	<b>100.0%</b>	<b>100.0%</b>	<b>100.0%</b>	<b>100.0%</b>	<b>100.0%</b>	<b>100.0%</b>	<b>100.0%</b>	<b>100.0%</b>
<b>Total Students</b>	<b>472</b>	<b>476</b>	<b>469</b>	<b>465</b>	<b>523</b>	<b>553</b>	<b>528</b>	<b>542</b>	<b>505</b>	<b>498</b>
<b>Percentage of Total Students</b>	<b>100.0%</b>	<b>100.0%</b>	<b>100.0%</b>	<b>100.0%</b>	<b>100.0%</b>	<b>100.0%</b>	<b>100.0%</b>	<b>100.0%</b>	<b>100.0%</b>	<b>100.0%</b>

*Note: Official Fall 4th Week Enrollment Census Data and residency means native ('home address') residency, i.e., NOT 'tuition' residency.*

**North Dakota State University  
College of Science and Mathematics  
Biological Sciences Enrollment Percentage**



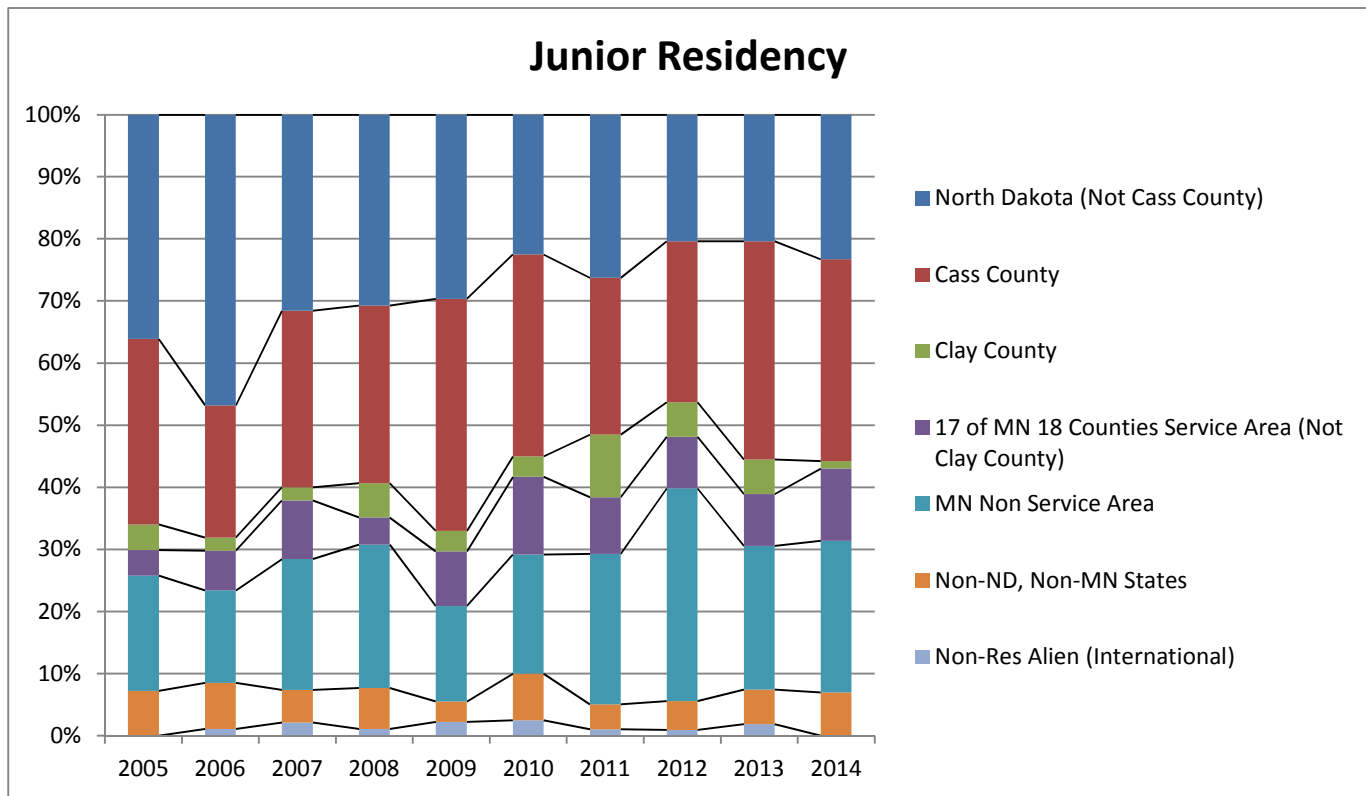
**Biological Sciences Freshmen**

	2005	2006	2007	2008	2009	2010	2011	2012	2013	2014
North Dakota (Not Cass County)	32.5%	27.2%	30.5%	31.9%	24.5%	20.8%	20.8%	20.8%	20.2%	19.1%
Cass County	29.1%	25.7%	30.5%	20.7%	23.1%	30.2%	27.7%	24.8%	28.2%	26.4%
Clay County	6.0%	4.4%	3.1%	5.2%	4.8%	2.7%	3.8%	2.4%	6.5%	4.5%
17 of MN 18 Counties Service Area (Not Clay County)	6.8%	11.8%	8.6%	4.4%	8.8%	6.0%	4.6%	8.8%	10.5%	10.9%
MN Non Service Area	17.9%	19.1%	18.0%	23.0%	29.3%	31.5%	36.2%	30.4%	25.0%	28.2%
Non-ND, Non-MN States	5.1%	8.8%	7.0%	11.1%	7.5%	6.7%	6.2%	8.8%	8.1%	9.1%
Non-Res Alien (International)	2.6%	2.9%	2.3%	3.7%	2.0%	2.0%	0.8%	4.0%	1.6%	1.8%
<b>Total</b>	<b>100.0%</b>	<b>100.0%</b>	<b>100.0%</b>	<b>100.0%</b>	<b>100.0%</b>	<b>100.0%</b>	<b>100.0%</b>	<b>100.0%</b>	<b>100.0%</b>	<b>100.0%</b>
<b>Total Students</b>	<b>117</b>	<b>136</b>	<b>128</b>	<b>135</b>	<b>147</b>	<b>149</b>	<b>130</b>	<b>125</b>	<b>124</b>	<b>110</b>
<b>Percentage of Total UG Students</b>	<b>26.2%</b>	<b>30.1%</b>	<b>28.4%</b>	<b>30.5%</b>	<b>29.4%</b>	<b>28.1%</b>	<b>25.7%</b>	<b>24.2%</b>	<b>25.7%</b>	<b>23.3%</b>

*Note: Official Fall 4th Week Enrollment Census Data and residency means native ('home address') residency, i.e., NOT 'tuition' residency.*



**North Dakota State University  
College of Science and Mathematics  
Biological Sciences Enrollment Percentage**

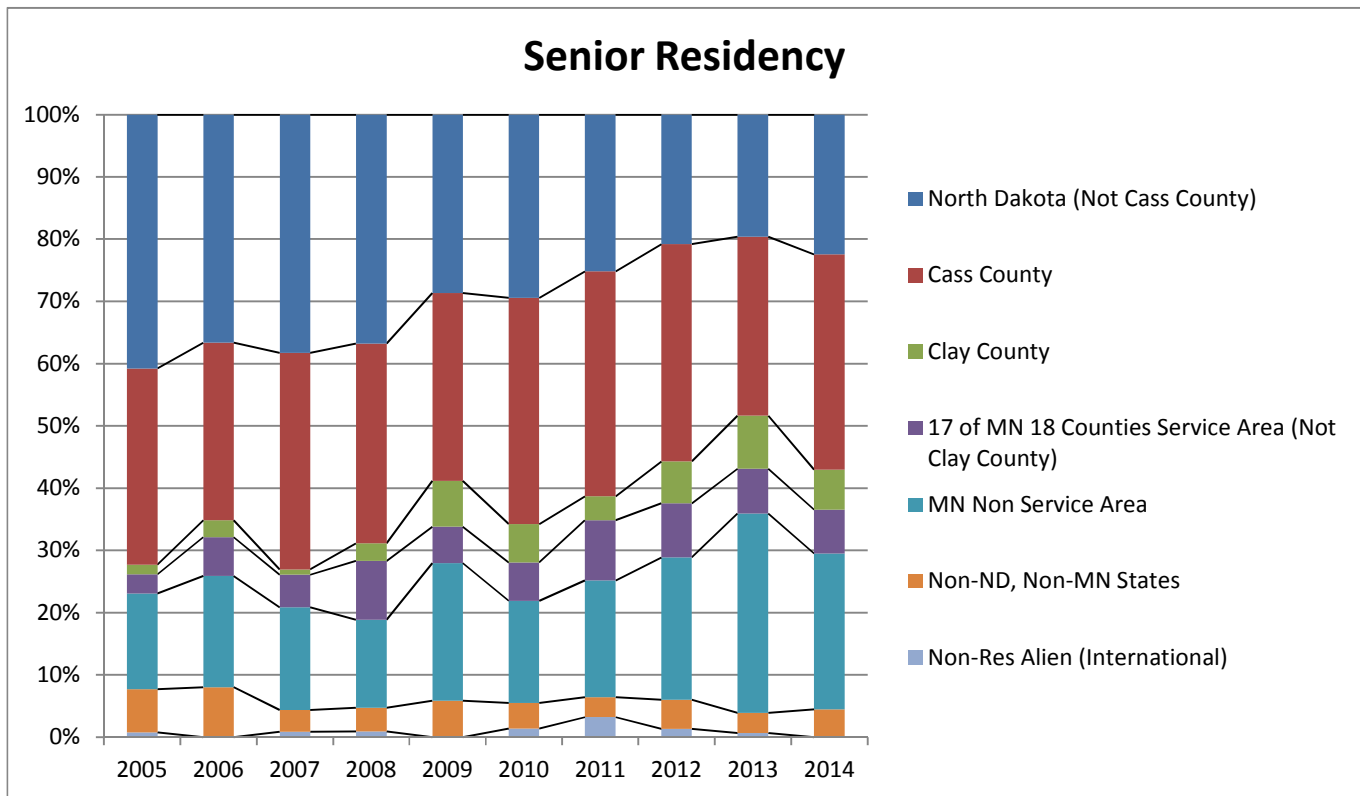


**Biological Sciences Junior**

	2005	2006	2007	2008	2009	2010	2011	2012	2013	2014
North Dakota (Not Cass County)	36.1%	46.8%	31.6%	30.8%	29.7%	22.5%	26.3%	20.4%	20.4%	23.3%
Cass County	29.9%	21.3%	28.4%	28.6%	37.4%	32.5%	25.3%	25.9%	35.2%	32.6%
Clay County	4.1%	2.1%	2.1%	5.5%	3.3%	3.3%	10.1%	5.6%	5.6%	1.2%
17 of MN 18 Counties Service Area (Not Clay County)	4.1%	6.4%	9.5%	4.4%	8.8%	12.5%	9.1%	8.3%	8.3%	11.6%
MN Non Service Area	18.6%	14.9%	21.1%	23.1%	15.4%	19.2%	24.2%	34.3%	23.1%	24.4%
Non-ND, Non-MN States	7.2%	7.4%	5.3%	6.6%	3.3%	7.5%	4.0%	4.6%	5.6%	7.0%
Non-Res Alien (International)	0.0%	1.1%	2.1%	1.1%	2.2%	2.5%	1.0%	0.9%	1.9%	0.0%
<b>Total</b>	<b>100.0%</b>	<b>100.0%</b>	<b>100.0%</b>	<b>100.0%</b>	<b>100.0%</b>	<b>100.0%</b>	<b>100.0%</b>	<b>100.0%</b>	<b>100.0%</b>	<b>100.0%</b>
<b>Total Students</b>	<b>97</b>	<b>94</b>	<b>95</b>	<b>91</b>	<b>91</b>	<b>120</b>	<b>99</b>	<b>108</b>	<b>108</b>	<b>86</b>
<b>Percentage of Total UG Students</b>	<b>21.7%</b>	<b>20.8%</b>	<b>21.1%</b>	<b>20.6%</b>	<b>18.2%</b>	<b>22.6%</b>	<b>19.6%</b>	<b>20.9%</b>	<b>22.4%</b>	<b>18.2%</b>

*Note: Official Fall 4th Week Enrollment Census Data and residency means native ('home address') residency, i.e., NOT 'tuition' residency.*

**North Dakota State University  
College of Science and Mathematics  
Biological Sciences Enrollment Percentage**



**Biological Sciences Senior**

	2005	2006	2007	2008	2009	2010	2011	2012	2013	2014
North Dakota (Not Cass County)	40.8%	36.6%	38.3%	36.8%	28.7%	29.5%	25.2%	20.8%	19.6%	22.4%
Cass County	31.5%	28.6%	34.8%	32.1%	30.1%	36.3%	36.1%	34.9%	28.8%	34.6%
Clay County	1.5%	2.7%	0.9%	2.8%	7.4%	6.2%	3.9%	6.7%	8.5%	6.4%
17 of MN 18 Counties Service Area (Not Clay County)	3.1%	6.3%	5.2%	9.4%	5.9%	6.2%	9.7%	8.7%	7.2%	7.1%
MN Non Service Area	15.4%	17.9%	16.5%	14.2%	22.1%	16.4%	18.7%	22.8%	32.0%	25.0%
Non-ND, Non-MN States	6.9%	8.0%	3.5%	3.8%	5.9%	4.1%	3.2%	4.7%	3.3%	4.5%
Non-Res Alien (International)	0.8%	0.0%	0.9%	0.9%	0.0%	1.4%	3.2%	1.3%	0.7%	0.0%
<b>Total</b>	<b>100.0%</b>	<b>100.0%</b>	<b>100.0%</b>	<b>100.0%</b>	<b>100.0%</b>	<b>100.0%</b>	<b>100.0%</b>	<b>100.0%</b>	<b>100.0%</b>	<b>100.0%</b>
<b>Total Students</b>	<b>130</b>	<b>112</b>	<b>115</b>	<b>106</b>	<b>136</b>	<b>146</b>	<b>155</b>	<b>149</b>	<b>153</b>	<b>156</b>
<b>Percentage of Total UG Students</b>	<b>29.1%</b>	<b>24.8%</b>	<b>25.5%</b>	<b>24.0%</b>	<b>27.2%</b>	<b>27.5%</b>	<b>30.6%</b>	<b>28.8%</b>	<b>31.7%</b>	<b>33.0%</b>

*Note: Official Fall 4th Week Enrollment Census Data and residency means native ('home address') residency, i.e., NOT 'tuition' residency.*