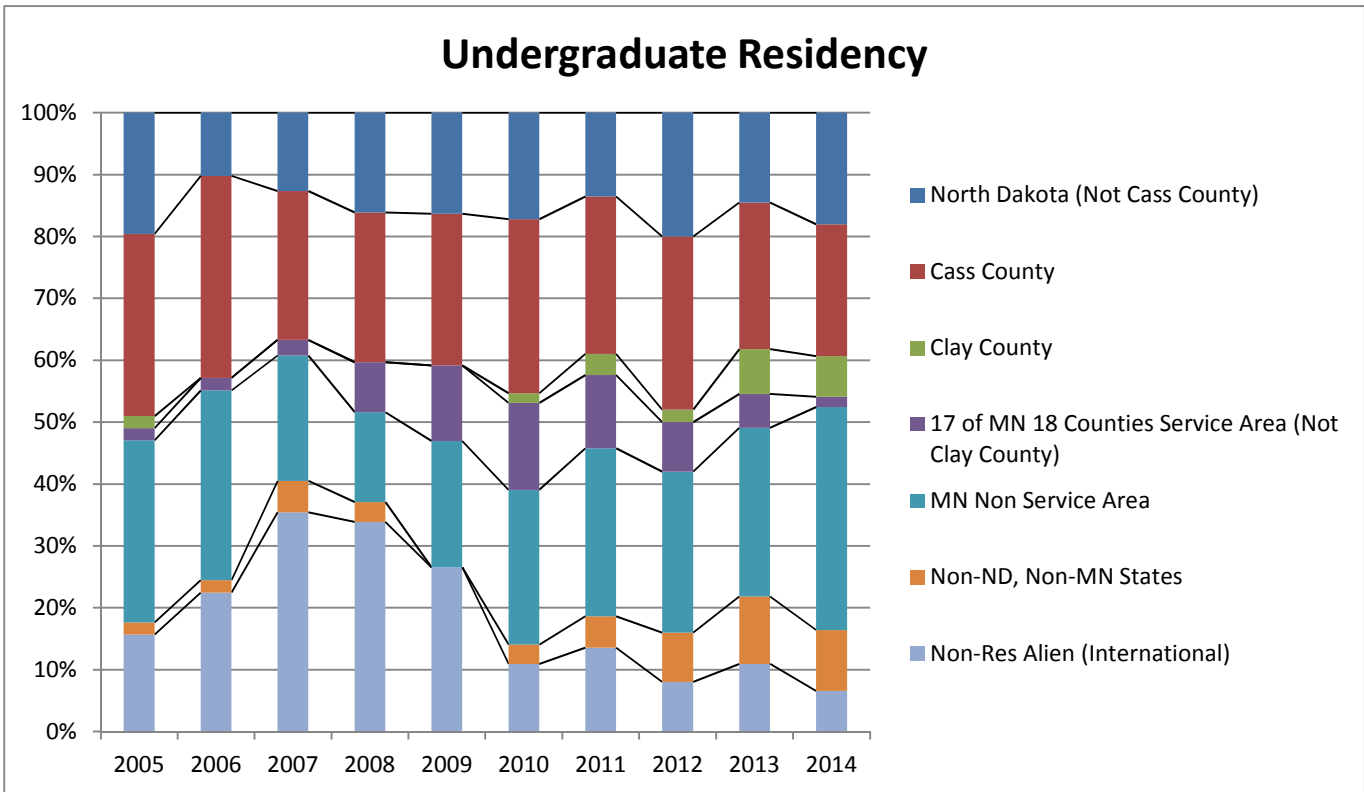


**North Dakota State University
College of Science and Mathematics
Interdisciplinary Enrollment Percentage**

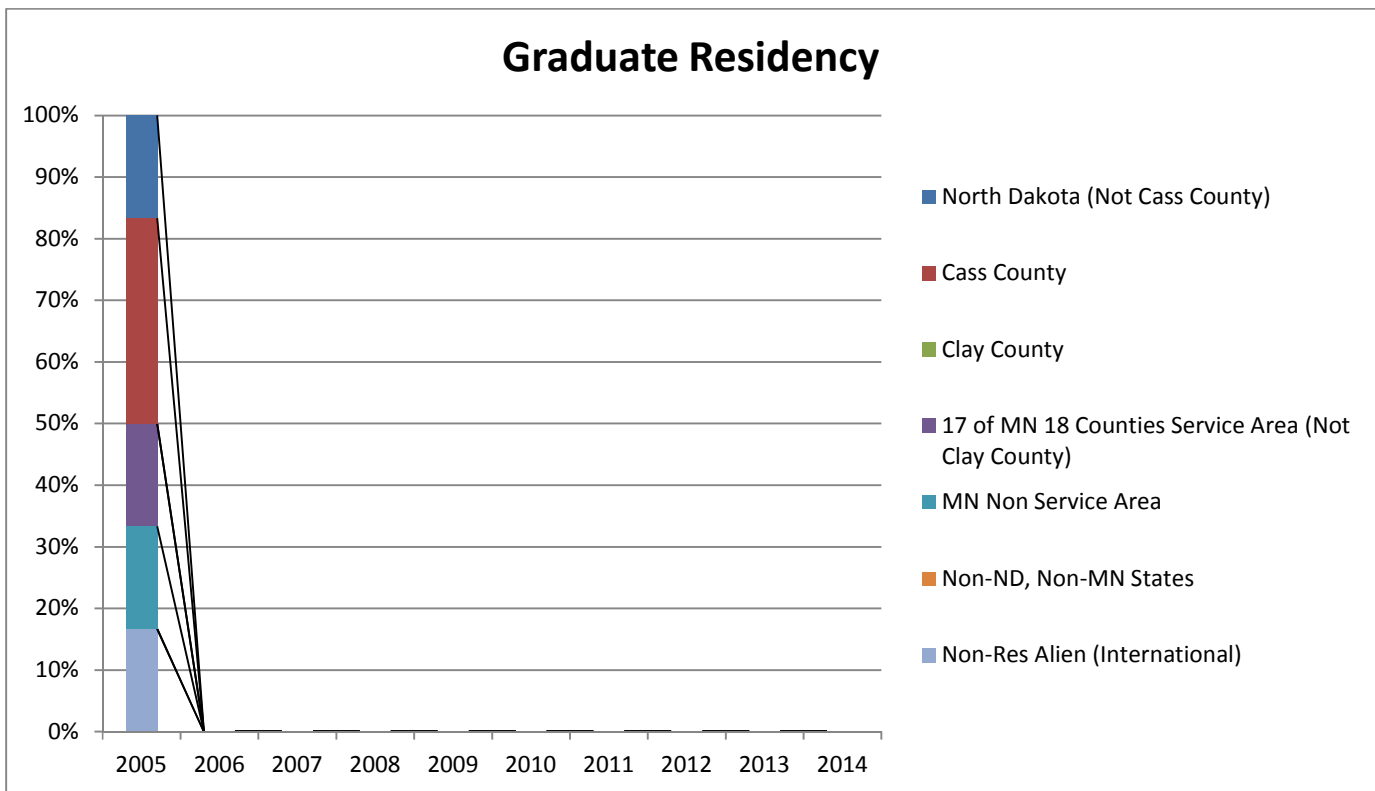


Interdisciplinary Undergraduate

	2005	2006	2007	2008	2009	2010	2011	2012	2013	2014
North Dakota (Not Cass County)	19.6%	10.2%	12.7%	16.1%	16.3%	17.2%	13.6%	20.0%	14.5%	18.0%
Cass County	29.4%	32.7%	24.1%	24.2%	24.5%	28.1%	25.4%	28.0%	23.6%	21.3%
Clay County	2.0%	0.0%	0.0%	0.0%	0.0%	1.6%	3.4%	2.0%	7.3%	6.6%
17 of MN 18 Counties Service Area (Not Clay County)	2.0%	2.0%	2.5%	8.1%	12.2%	14.1%	11.9%	8.0%	5.5%	1.6%
MN Non Service Area	29.4%	30.6%	20.3%	14.5%	20.4%	25.0%	27.1%	26.0%	27.3%	36.1%
Non-ND, Non-MN States	2.0%	2.0%	5.1%	3.2%	0.0%	3.1%	5.1%	8.0%	10.9%	9.8%
Non-Res Alien (International)	15.7%	22.4%	35.4%	33.9%	26.5%	10.9%	13.6%	8.0%	10.9%	6.6%
Total	100.0%	100.0%	100.0%	100.0%	100.0%	100.0%	100.0%	100.0%	100.0%	100.0%
Total Students	51	49	79	62	49	64	59	50	55	61
Percentage of Total Students	89.5%	100.0%	100.0%	100.0%	100.0%	100.0%	100.0%	100.0%	100.0%	100.0%

Note: Official Fall 4th Week Enrollment Census Data and residency means native ('home address') residency, i.e., NOT 'tuition' residency.

**North Dakota State University
College of Science and Mathematics
Interdisciplinary Enrollment Percentage**

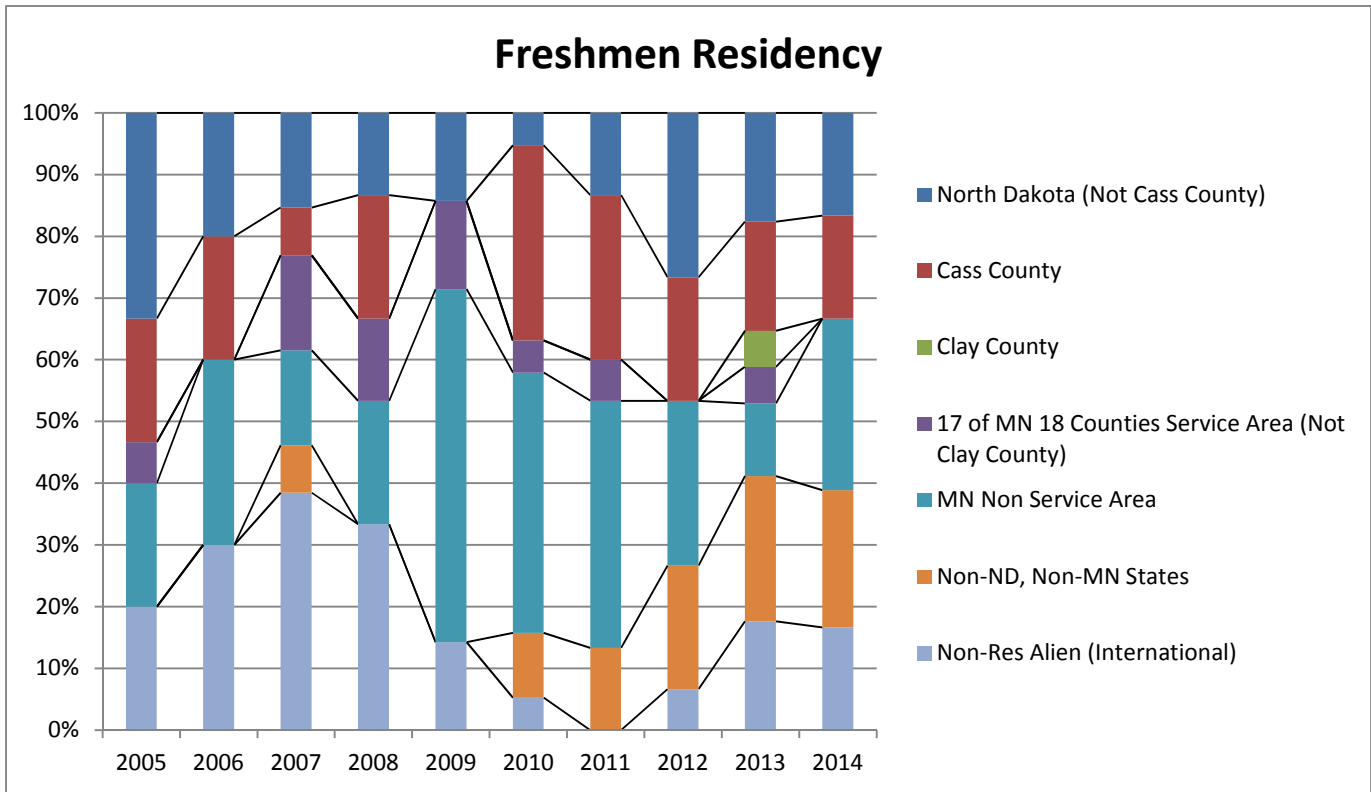


Interdisciplinary Graduate

	2005	2006	2007	2008	2009	2010	2011	2012	2013	2014
North Dakota (Not Cass County)	16.7%	0.0%	0.0%	0.0%	0.0%	0.0%	0.0%	0.0%	0.0%	0.0%
Cass County	33.3%	0.0%	0.0%	0.0%	0.0%	0.0%	0.0%	0.0%	0.0%	0.0%
Clay County	0.0%	0.0%	0.0%	0.0%	0.0%	0.0%	0.0%	0.0%	0.0%	0.0%
17 of MN 18 Counties Service Area (Not Clay County)	16.7%	0.0%	0.0%	0.0%	0.0%	0.0%	0.0%	0.0%	0.0%	0.0%
MN Non Service Area	16.7%	0.0%	0.0%	0.0%	0.0%	0.0%	0.0%	0.0%	0.0%	0.0%
Non-ND, Non-MN States	0.0%	0.0%	0.0%	0.0%	0.0%	0.0%	0.0%	0.0%	0.0%	0.0%
Non-Res Alien (International)	16.7%	0.0%	0.0%	0.0%	0.0%	0.0%	0.0%	0.0%	0.0%	0.0%
Total	100.0%	0.0%	0.0%	0.0%	0.0%	0.0%	0.0%	0.0%	0.0%	0.0%
Total Students	6	0	0	0	0	0	0	0	0	0
Percentage of Total Students	10.5%	0.0%	0.0%	0.0%	0.0%	0.0%	0.0%	0.0%	0.0%	0.0%

Note: Official Fall 4th Week Enrollment Census Data and residency means native ('home address') residency, i.e., NOT 'tuition' residency.

**North Dakota State University
College of Science and Mathematics
Interdisciplinary Enrollment Percentage**



Interdisciplinary Freshmen

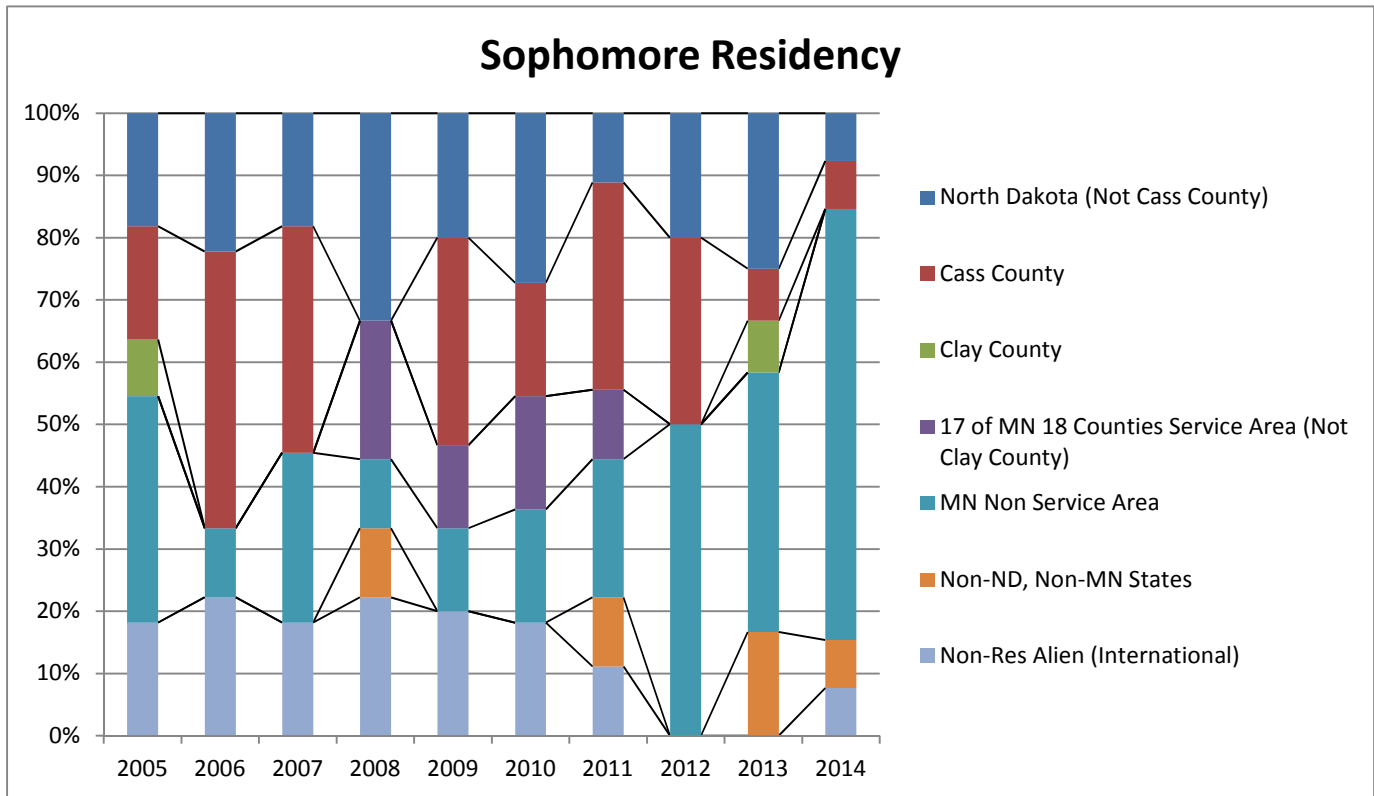
	2005	2006	2007	2008	2009	2010	2011	2012	2013	2014
North Dakota (Not Cass County)	33.3%	20.0%	15.4%	13.3%	14.3%	5.3%	13.3%	26.7%	17.6%	16.7%
Cass County	20.0%	20.0%	7.7%	20.0%	0.0%	31.6%	26.7%	20.0%	17.6%	16.7%
Clay County	0.0%	0.0%	0.0%	0.0%	0.0%	0.0%	0.0%	0.0%	5.9%	0.0%
17 of MN 18 Counties Service Area (Not Clay County)	6.7%	0.0%	15.4%	13.3%	14.3%	5.3%	6.7%	0.0%	5.9%	0.0%
MN Non Service Area	20.0%	30.0%	15.4%	20.0%	57.1%	42.1%	40.0%	26.7%	11.8%	27.8%
Non-ND, Non-MN States	0.0%	0.0%	7.7%	0.0%	0.0%	10.5%	13.3%	20.0%	23.5%	22.2%
Non-Res Alien (International)	20.0%	30.0%	38.5%	33.3%	14.3%	5.3%	0.0%	6.7%	17.6%	16.7%
Total	100.0%	100.0%	100.0%	100.0%	100.0%	100.0%	100.0%	100.0%	100.0%	100.0%

Total Students 15 10 13 15 7 19 15 15 17 18

Percentage of Total UG Students 29.4% 20.4% 16.5% 24.2% 14.3% 29.7% 25.4% 30.0% 30.9% 29.5%

Note: Official Fall 4th Week Enrollment Census Data and residency means native ('home address') residency, i.e., NOT 'tuition' residency.

**North Dakota State University
College of Science and Mathematics
Interdisciplinary Enrollment Percentage**



Interdisciplinary Sophomore

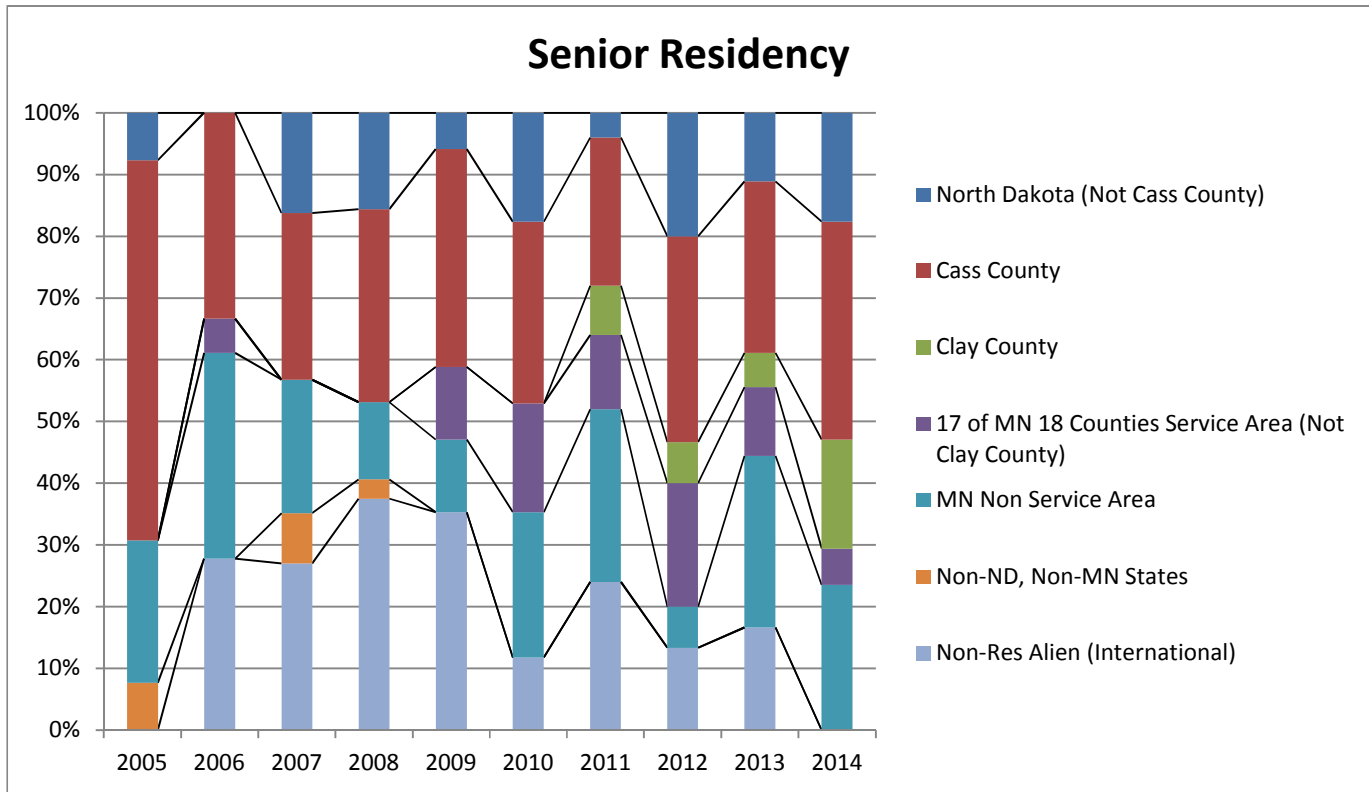
	2005	2006	2007	2008	2009	2010	2011	2012	2013	2014
North Dakota (Not Cass County)	18.2%	22.2%	18.2%	33.3%	20.0%	27.3%	11.1%	20.0%	25.0%	7.7%
Cass County	18.2%	44.4%	36.4%	0.0%	33.3%	18.2%	33.3%	30.0%	8.3%	7.7%
Clay County	9.1%	0.0%	0.0%	0.0%	0.0%	0.0%	0.0%	0.0%	8.3%	0.0%
17 of MN 18 Counties Service Area (Not Clay County)	0.0%	0.0%	0.0%	22.2%	13.3%	18.2%	11.1%	0.0%	0.0%	0.0%
MN Non Service Area	36.4%	11.1%	27.3%	11.1%	13.3%	18.2%	22.2%	50.0%	41.7%	69.2%
Non-ND, Non-MN States	0.0%	0.0%	0.0%	11.1%	0.0%	0.0%	11.1%	0.0%	16.7%	7.7%
Non-Res Alien (International)	18.2%	22.2%	18.2%	22.2%	20.0%	18.2%	11.1%	0.0%	0.0%	7.7%
Total	100.0%	100.0%	100.0%	100.0%	100.0%	100.0%	100.0%	100.0%	100.0%	100.0%

Total Students 11 9 11 9 15 11 9 10 12 13

Percentage of Total UG Students 21.6% 18.4% 13.9% 14.5% 30.6% 17.2% 15.3% 20.0% 21.8% 21.3%

Note: Official Fall 4th Week Enrollment Census Data and residency means native ('home address') residency, i.e., NOT 'tuition' residency.

**North Dakota State University
College of Science and Mathematics
Interdisciplinary Enrollment Percentage**



Interdisciplinary Senior

	2005	2006	2007	2008	2009	2010	2011	2012	2013	2014
North Dakota (Not Cass County)	7.7%	0.0%	16.2%	15.6%	5.9%	17.6%	4.0%	20.0%	11.1%	17.6%
Cass County	61.5%	33.3%	27.0%	31.3%	35.3%	29.4%	24.0%	33.3%	27.8%	35.3%
Clay County	0.0%	0.0%	0.0%	0.0%	0.0%	0.0%	8.0%	6.7%	5.6%	17.6%
17 of MN 18 Counties Service Area (Not Clay County)	0.0%	5.6%	0.0%	0.0%	11.8%	17.6%	12.0%	20.0%	11.1%	5.9%
MN Non Service Area	23.1%	33.3%	21.6%	12.5%	11.8%	23.5%	28.0%	6.7%	27.8%	23.5%
Non-ND, Non-MN States	7.7%	0.0%	8.1%	3.1%	0.0%	0.0%	0.0%	0.0%	0.0%	0.0%
Non-Res Alien (International)	0.0%	27.8%	27.0%	37.5%	35.3%	11.8%	24.0%	13.3%	16.7%	0.0%
Total	100.0%	100.0%	100.0%	100.0%	100.0%	100.0%	100.0%	100.0%	100.0%	100.0%
Total Students	13	18	37	32	17	17	25	15	18	17
Percentage of Total UG Students	25.5%	36.7%	46.8%	51.6%	34.7%	26.6%	42.4%	30.0%	32.7%	27.9%

Note: Official Fall 4th Week Enrollment Census Data and residency means native ('home address') residency, i.e., NOT 'tuition' residency.