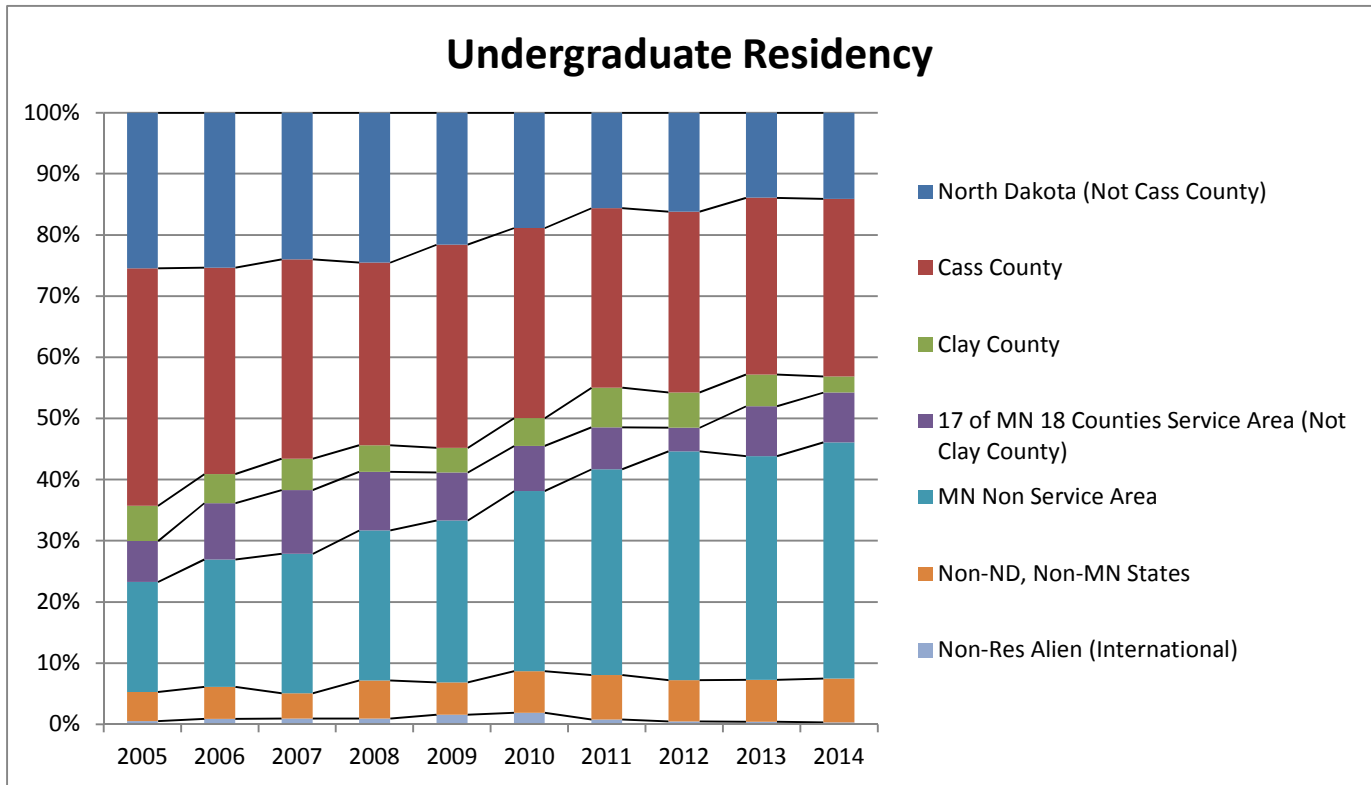


**North Dakota State University
College of University Studies
Enrollment Percentage**

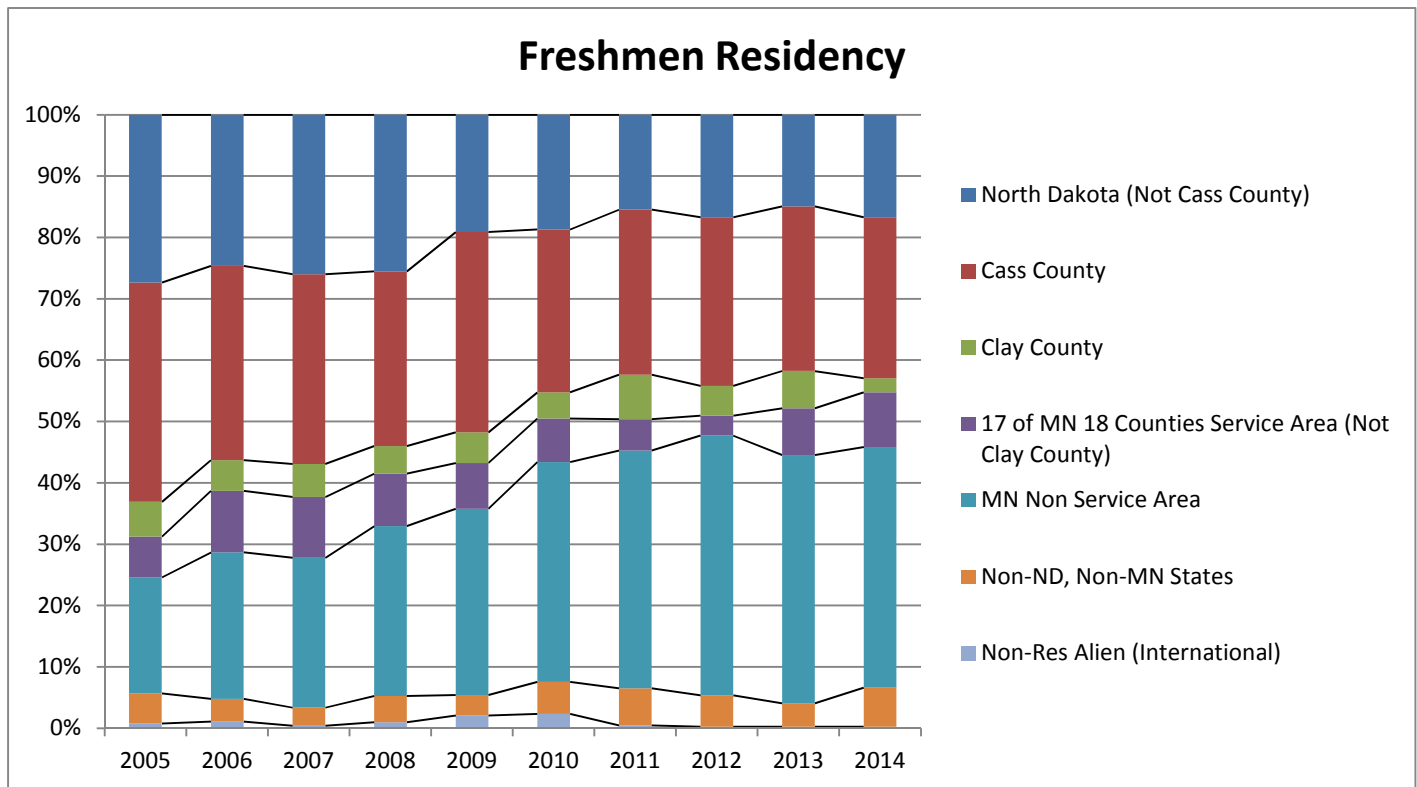


College of University Studies Undergraduate

	2005	2006	2007	2008	2009	2010	2011	2012	2013	2014
North Dakota (Not Cass County)	25.4%	25.4%	24.0%	24.5%	21.6%	18.9%	15.6%	16.2%	13.9%	14.1%
Cass County	38.8%	33.7%	32.6%	29.8%	33.2%	31.1%	29.4%	29.5%	28.9%	29.0%
Clay County	5.8%	4.8%	5.1%	4.4%	4.0%	4.6%	6.5%	5.8%	5.2%	2.7%
17 of MN 18 Counties Service Area (Not Clay County)	6.7%	9.2%	10.4%	9.6%	7.8%	7.4%	6.9%	3.9%	8.1%	8.1%
MN Non Service Area	18.0%	20.8%	22.8%	24.5%	26.5%	29.5%	33.6%	37.4%	36.6%	38.6%
Non-ND, Non-MN States	4.8%	5.2%	4.1%	6.3%	5.3%	6.8%	7.3%	6.7%	6.8%	7.1%
Non-Res Alien (International)	0.5%	0.9%	1.0%	0.9%	1.6%	1.9%	0.8%	0.5%	0.4%	0.3%
Total	100.0%	100.0%	100.0%	100.0%	100.0%	100.0%	100.0%	100.0%	100.0%	100.0%
Total Students	778	883	825	848	819	747	756	623	675	603

Note: Official Fall 4th Week Enrollment Census Data and residency means native ('home address') residency, i.e., NOT 'tuition' residency.

**North Dakota State University
College of University Studies
Enrollment Percentage**

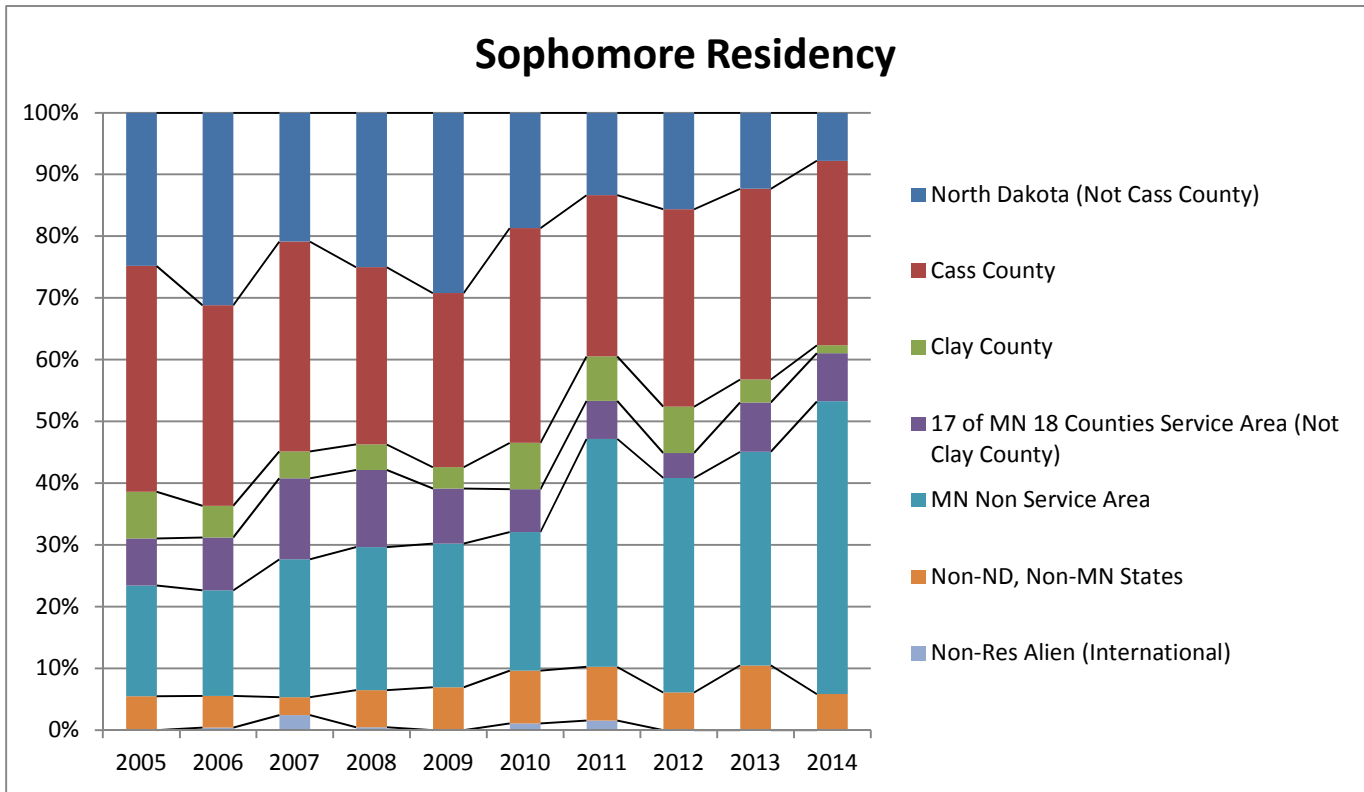


College of University Studies Freshmen

	2005	2006	2007	2008	2009	2010	2011	2012	2013	2014
North Dakota (Not Cass County)	27.3%	24.6%	26.0%	25.5%	19.1%	18.7%	15.5%	16.7%	14.9%	16.7%
Cass County	35.7%	31.7%	31.0%	28.5%	32.6%	26.5%	26.9%	27.5%	26.8%	26.2%
Clay County	5.7%	5.0%	5.4%	4.5%	5.0%	4.3%	7.3%	4.9%	6.1%	2.3%
17 of MN 18 Counties Service Area (Not Clay County)	6.6%	10.0%	9.9%	8.6%	7.5%	7.1%	5.1%	3.2%	7.6%	8.9%
MN Non Service Area	18.9%	23.9%	24.4%	27.7%	30.4%	35.8%	38.7%	42.3%	40.5%	39.2%
Non-ND, Non-MN States	4.9%	3.7%	3.0%	4.3%	3.3%	5.2%	6.1%	5.1%	3.8%	6.3%
Non-Res Alien (International)	0.8%	1.1%	0.4%	1.0%	2.1%	2.4%	0.5%	0.3%	0.3%	0.3%
Total	100.0%	100.0%	100.0%	100.0%	100.0%	100.0%	100.0%	100.0%	100.0%	100.0%
Total Students	512	540	504	513	481	422	413	371	395	347
Percentage of Total Students	65.8%	61.2%	61.1%	60.5%	58.7%	56.5%	54.6%	59.6%	58.5%	57.5%

Note: Official Fall 4th Week Enrollment Census Data and residency means native ('home address') residency, i.e., NOT 'tuition' residency.

**North Dakota State University
College of University Studies
Enrollment Percentage**

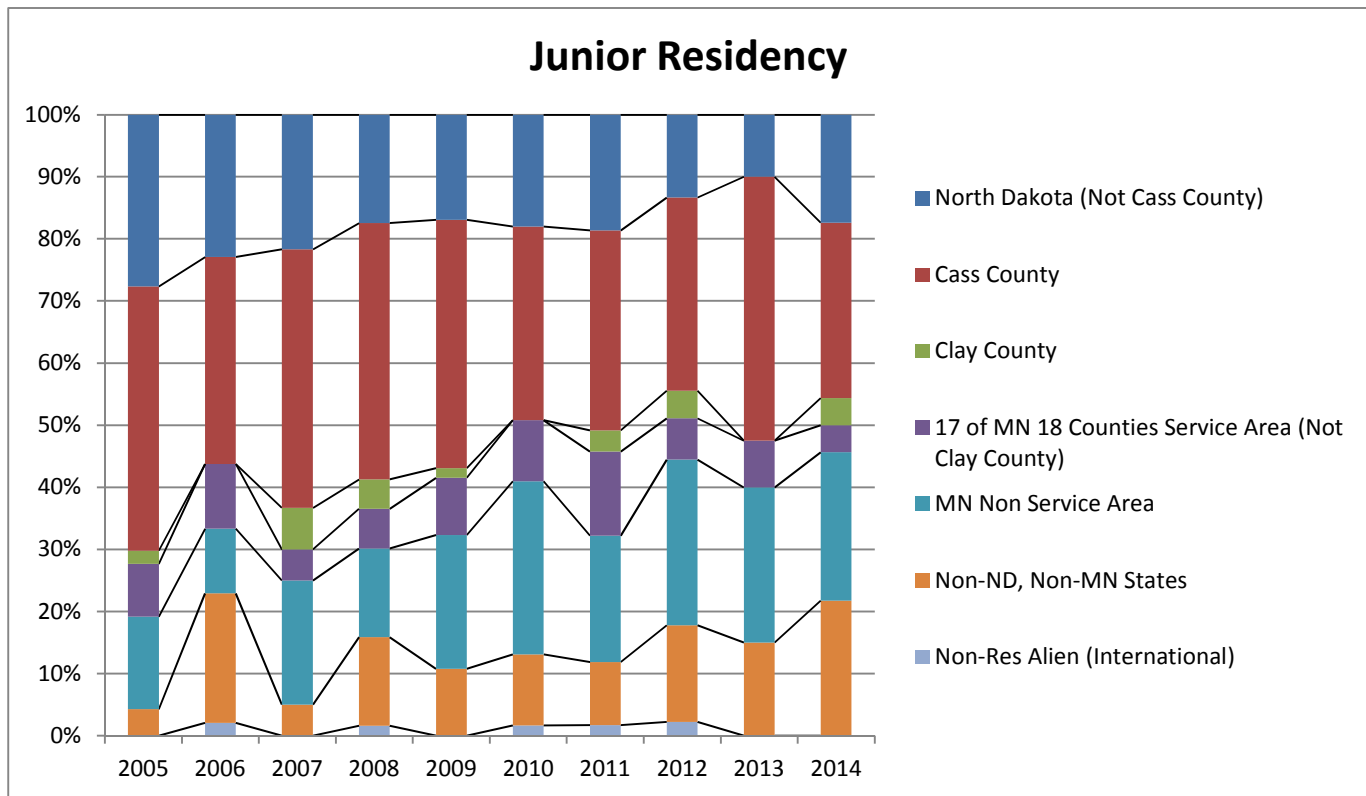


College of University Studies Sophomore

	2005	2006	2007	2008	2009	2010	2011	2012	2013	2014
North Dakota (Not Cass County)	24.8%	31.2%	20.9%	25.0%	29.2%	18.7%	13.3%	15.6%	12.3%	7.8%
Cass County	36.6%	32.5%	34.0%	28.7%	28.2%	34.8%	26.2%	32.0%	30.9%	29.9%
Clay County	7.6%	5.1%	4.4%	4.2%	3.5%	7.5%	7.2%	7.5%	3.7%	1.3%
17 of MN 18 Counties Service Area (Not Clay County)	7.6%	8.5%	13.1%	12.5%	8.9%	7.0%	6.2%	4.1%	8.0%	7.8%
MN Non Service Area	17.9%	17.1%	22.3%	23.1%	23.3%	22.5%	36.9%	34.7%	34.6%	47.4%
Non-ND, Non-MN States	5.5%	5.1%	2.9%	6.0%	6.9%	8.6%	8.7%	6.1%	10.5%	5.8%
Non-Res Alien (International)	0.0%	0.4%	2.4%	0.5%	0.0%	1.1%	1.5%	0.0%	0.0%	0.0%
Total	100.0%	100.0%	100.0%	100.0%	100.0%	100.0%	100.0%	100.0%	100.0%	100.0%
Total Students	145	234	206	216	202	187	195	147	162	154
Percentage of Total Students	18.6%	26.5%	25.0%	25.5%	24.7%	25.0%	25.8%	23.6%	24.0%	25.5%

Note: Official Fall 4th Week Enrollment Census Data and residency means native ('home address') residency, i.e., NOT 'tuition' residency.

**North Dakota State University
College of University Studies
Enrollment Percentage**

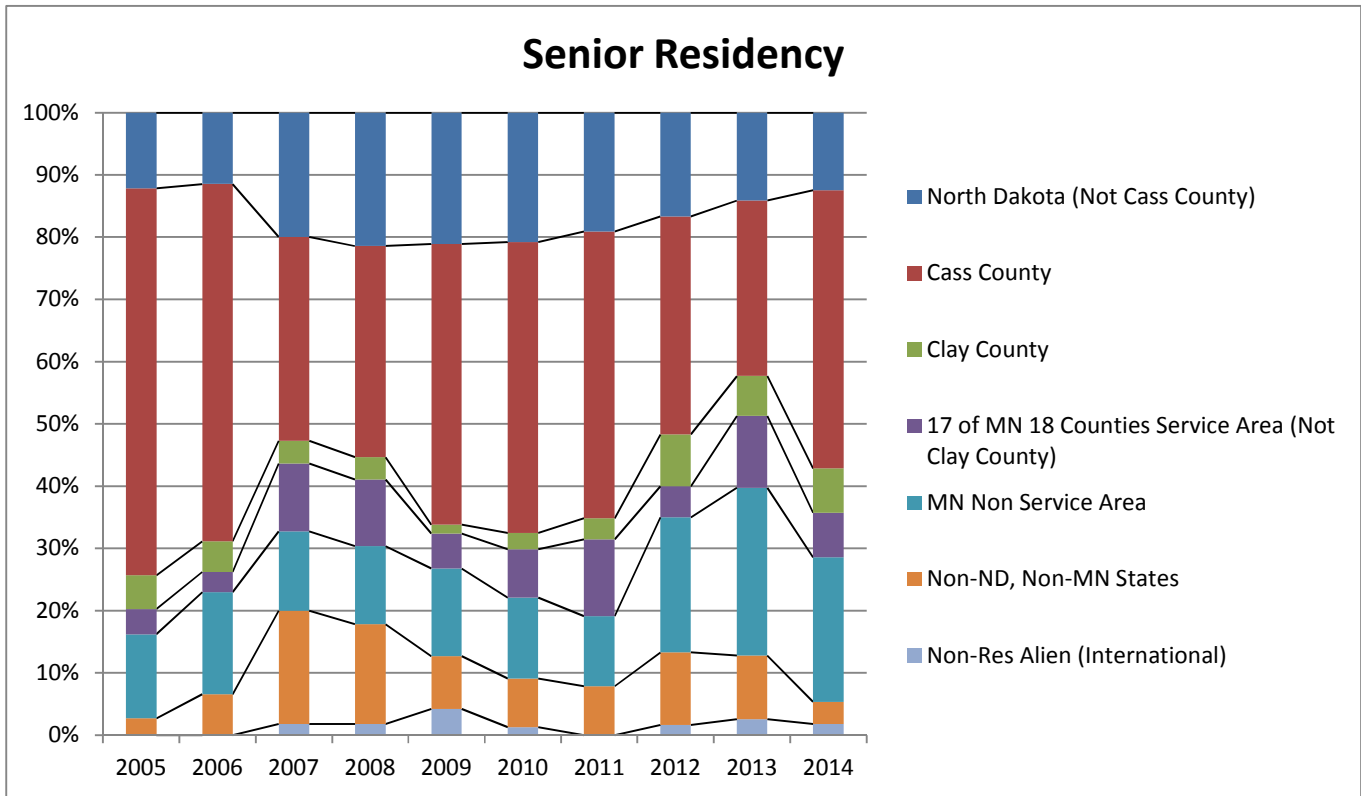


College of University Studies Junior

	2005	2006	2007	2008	2009	2010	2011	2012	2013	2014
North Dakota (Not Cass County)	27.7%	22.9%	21.7%	17.5%	16.9%	18.0%	18.6%	13.3%	10.0%	17.4%
Cass County	42.6%	33.3%	41.7%	41.3%	40.0%	31.1%	32.2%	31.1%	42.5%	28.3%
Clay County	2.1%	0.0%	6.7%	4.8%	1.5%	0.0%	3.4%	4.4%	0.0%	4.3%
17 of MN 18 Counties Service Area (Not Clay County)	8.5%	10.4%	5.0%	6.3%	9.2%	9.8%	13.6%	6.7%	7.5%	4.3%
MN Non Service Area	14.9%	10.4%	20.0%	14.3%	21.5%	27.9%	20.3%	26.7%	25.0%	23.9%
Non-ND, Non-MN States	4.3%	20.8%	5.0%	14.3%	10.8%	11.5%	10.2%	15.6%	15.0%	21.7%
Non-Res Alien (International)	0.0%	2.1%	0.0%	1.6%	0.0%	1.6%	1.7%	2.2%	0.0%	0.0%
Total	100.0%	100.0%	100.0%	100.0%	100.0%	100.0%	100.0%	100.0%	100.0%	100.0%
Total Students	47	48	60	63	65	61	59	45	40	46
Percentage of Total Students	6.0%	5.4%	7.3%	7.4%	7.9%	8.2%	7.8%	7.2%	5.9%	7.6%

Note: Official Fall 4th Week Enrollment Census Data and residency means native ('home address') residency, i.e., NOT 'tuition' residency.

**North Dakota State University
College of University Studies
Enrollment Percentage**



College of University Studies Senior

	2005	2006	2007	2008	2009	2010	2011	2012	2013	2014
North Dakota (Not Cass County)	12.2%	11.5%	20.0%	21.4%	21.1%	20.8%	19.1%	16.7%	14.1%	12.5%
Cass County	62.2%	57.4%	32.7%	33.9%	45.1%	46.8%	46.1%	35.0%	28.2%	44.6%
Clay County	5.4%	4.9%	3.6%	3.6%	1.4%	2.6%	3.4%	8.3%	6.4%	7.1%
17 of MN 18 Counties Service Area (Not Clay County)	4.1%	3.3%	10.9%	10.7%	5.6%	7.8%	12.4%	5.0%	11.5%	7.1%
MN Non Service Area	13.5%	16.4%	12.7%	12.5%	14.1%	13.0%	11.2%	21.7%	26.9%	23.2%
Non-ND, Non-MN States	2.7%	6.6%	18.2%	16.1%	8.5%	7.8%	7.9%	11.7%	10.3%	3.6%
Non-Res Alien (International)	0.0%	0.0%	1.8%	1.8%	4.2%	1.3%	0.0%	1.7%	2.6%	1.8%
Total	100.0%	100.0%	100.0%	100.0%	100.0%	100.0%	100.0%	100.0%	100.0%	100.0%
Total Students	74	61	55	56	71	77	89	60	78	56
Percentage of Total Students	9.5%	6.9%	6.7%	6.6%	8.7%	10.3%	11.8%	9.6%	11.6%	9.3%

Note: Official Fall 4th Week Enrollment Census Data and residency means native ('home address') residency, i.e., NOT 'tuition' residency.