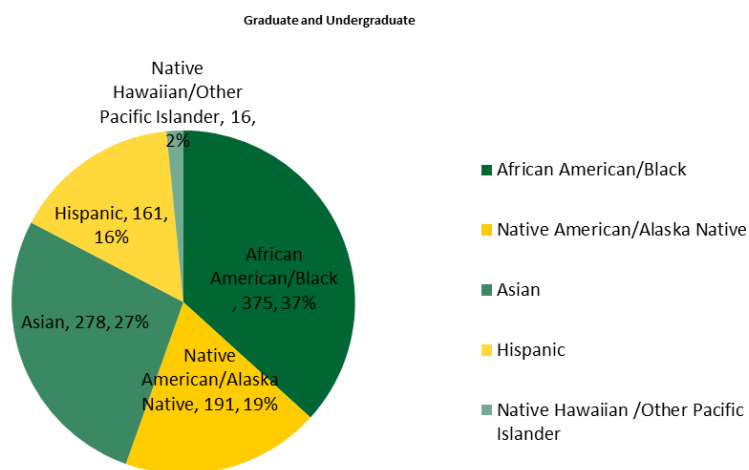
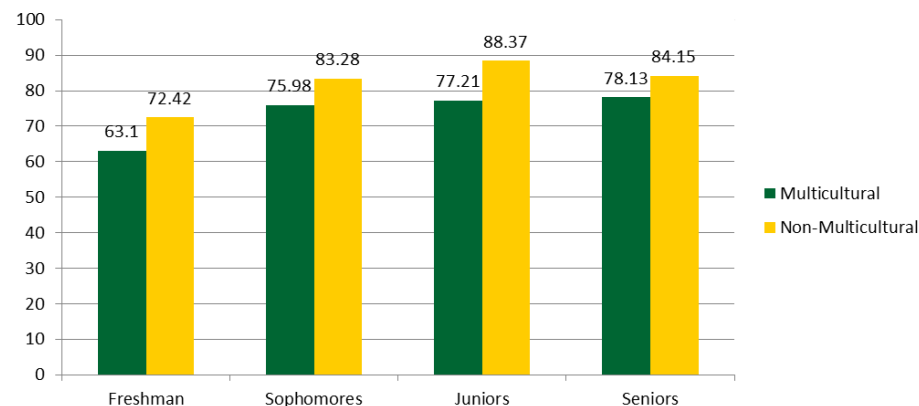


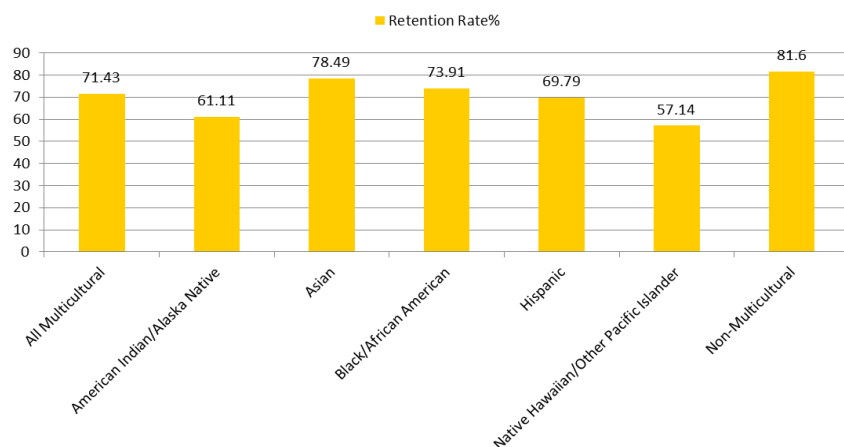
Fall 2012 Multicultural Students Enrollment # Total = 1021



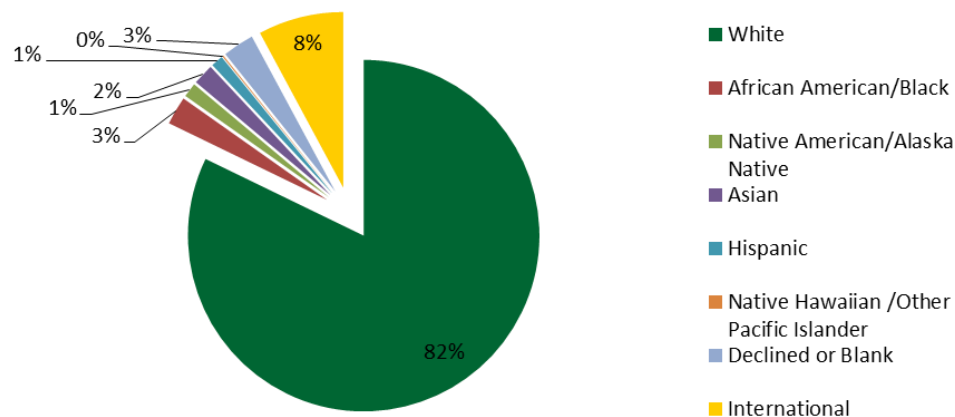
Fall 2012 Retention Rate % (F2F) Multicultural and Non-Multicultural Students by Classification



Fall 2012 Multicultural Students Retention Rate % (Fall to Fall Undergraduates)



Distribution of Ethnic Identity Fall 2012



Office of Multicultural Programs

Phone: +1 (701) 231-1029

Campus address: Memorial Union 178

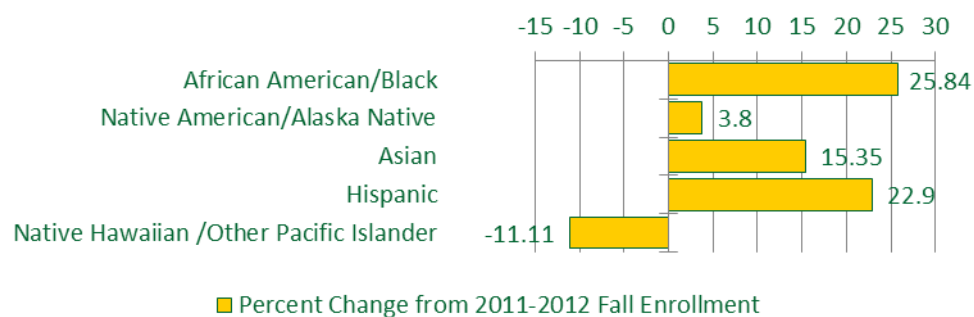
1401 Administration Ave | Fargo, ND 58102

Mailing address: NDSU Dept 4630 | PO Box 6050 | Fargo, ND 58108-6050

Student Diversity – Undergraduate	Enrollment			Percentage to Total Population
	Fall 2009	Fall 2012	% Change ('09 to '12)	Fall 2012
Freshmen				
Multicultural	206	269	30.58%	9.21% * (67)
Non-Multicultural	2949	2652	-10.07%	90.79% *
Graduate				
Multicultural	75	137	82.67%	27.90% * (397)
Non-Multicultural	1105	1062	-3.89%	88.57% *
*Does not include those that declined or left blank				

States Represented		
Arizona	California	Colorado
Florida	Georgia	Hawaii
Iowa	Illinois	Kansas
Maryland	Michigan	Minnesota
North Carolina	North Dakota	New Jersey
Ohio	Puerto Rico	South Dakota
Texas	Virginia	Washington
Wisconsin	Wyoming	

Percent Change from 2011-2012 Fall Enrollment



Office of Multicultural Programs

Phone: +1 (701) 231-1029

Campus address: Memorial Union 178

1401 Administration Ave | Fargo, ND 58102

Mailing address: NDSU Dept 4630 | PO Box 6050 | Fargo, ND 58108-6050