

NDSU Student Demographic Information Fall 2014

*Information for this report was obtained from:

<http://www.ndsu.edu/data/enrollment/>

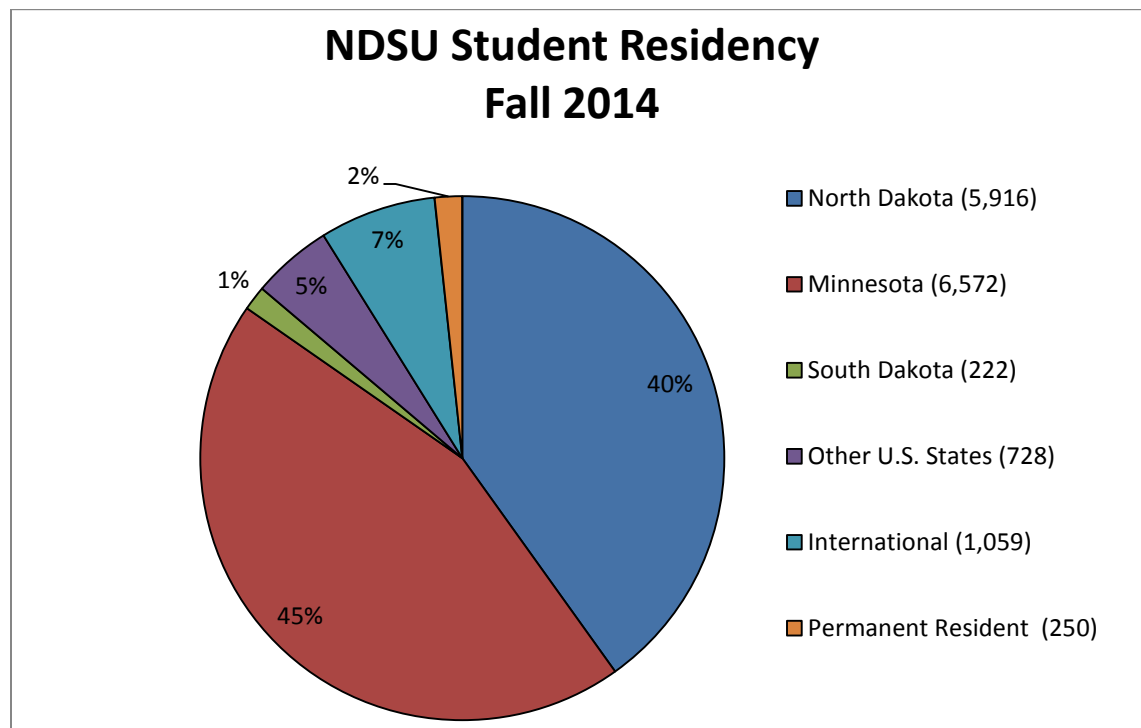
http://www.ndsu.edu/international/statistics/international_enrollment_profile/

NDSU STUDENT FACTS

Of the 14,747 students at NDSU:

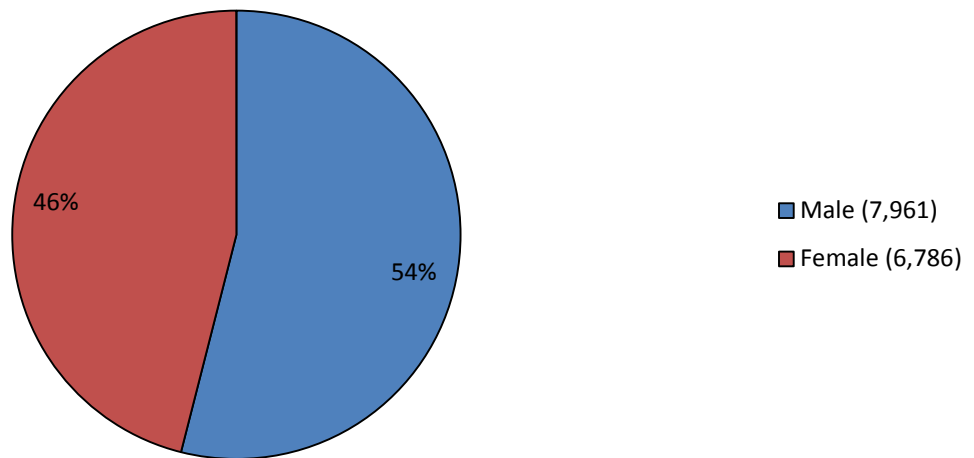
- 22% are Freshmen, 16% are Sophomore, 15% are Juniors, 24% are Seniors and 18% are Prof/Grad students. 5% of all students are new transfer students.
- 81% are full-time students (11,917) and 19% are part-time students (2,830).
- 462 are Veterans, 350 are male and 112 are female.
- 1,059 students are international.
- NDSU's international students come from 82 different countries. They are:

Algeria, Argentina, Australia, Am Samoa, Bahamas, Bangladesh, Benin, Bulgaria, Bolivia, Brazil, Burkina Faso, Cambodia, Cameroon, Canada, Chile, China, Colombia, Costa Rica, Egypt, Ecuador, Eritrea, Ethiopia, France, Gambia, Germany, Ghana, Guatemala, Hong Kong, Honduras, Haiti, Indonesia, India, Iran (Islamic Republic Of), Iraq, Italy, Jamaica, Jordan, Japan, Kazakhstan, Kenya, Republic of Korea, Kosovo, Kuwait, Lebanon, Sri Lanka, Morocco, Mexico, Myanmar, Mongolia, Malaysia, Nigeria, Norway, Nepal, Pakistan, Panama, Philippines, Palestinian Territory, Romania, Russian Federation, Saudi Arabia, Serbia, Singapore, Slovakia, Spain, St. Lucia, Sweden, Syrian Arab Republic, Taiwan, Tajikistan, Thailand, East Timor, Tunisia, Turkey, Turkmenistan, Uganda, Ukraine, United Arab Emirates, United Kingdom, Uruguay, Venezuela, Viet Nam and Zimbabwe.

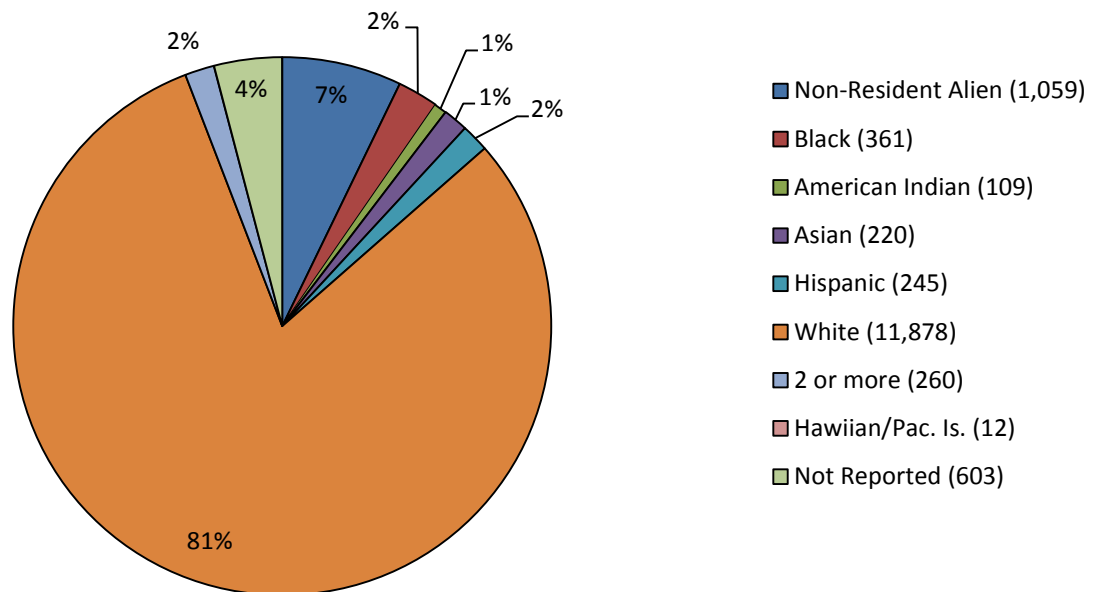


NDSU Student Demographic Information Fall 2014

NDSU Students by Gender

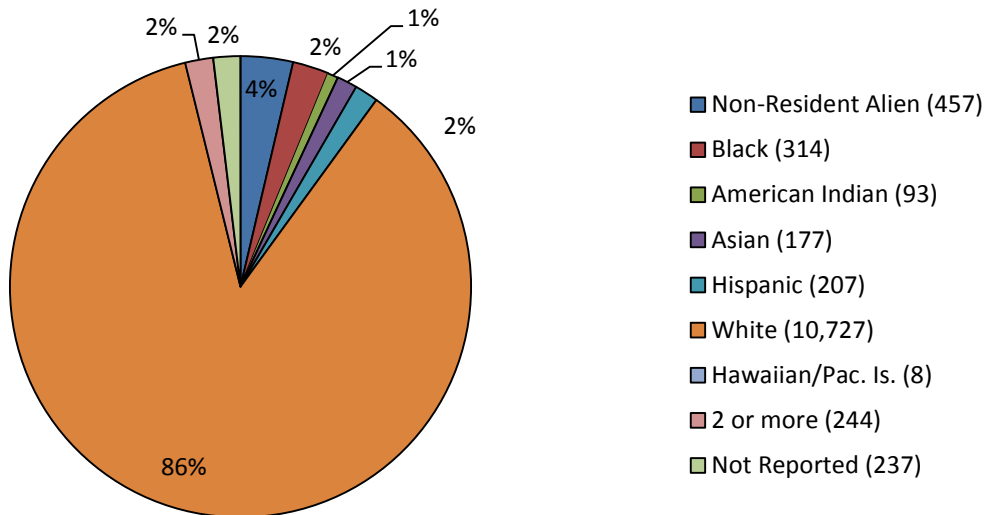


NDSU Student Population by Race

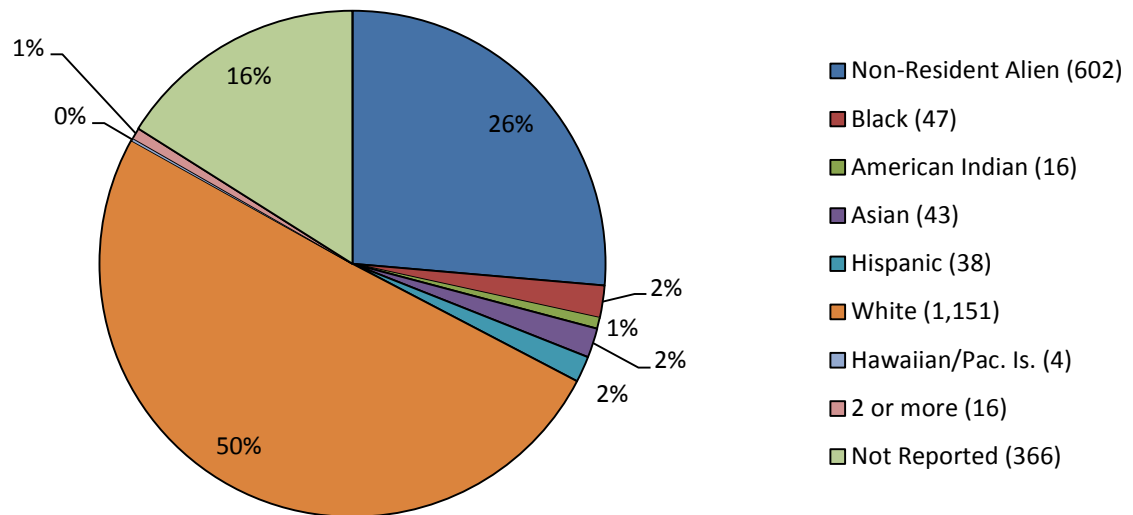


NDSU Student Demographic Information Fall 2014

Undergraduate Students By Race



Graduate Students by Race



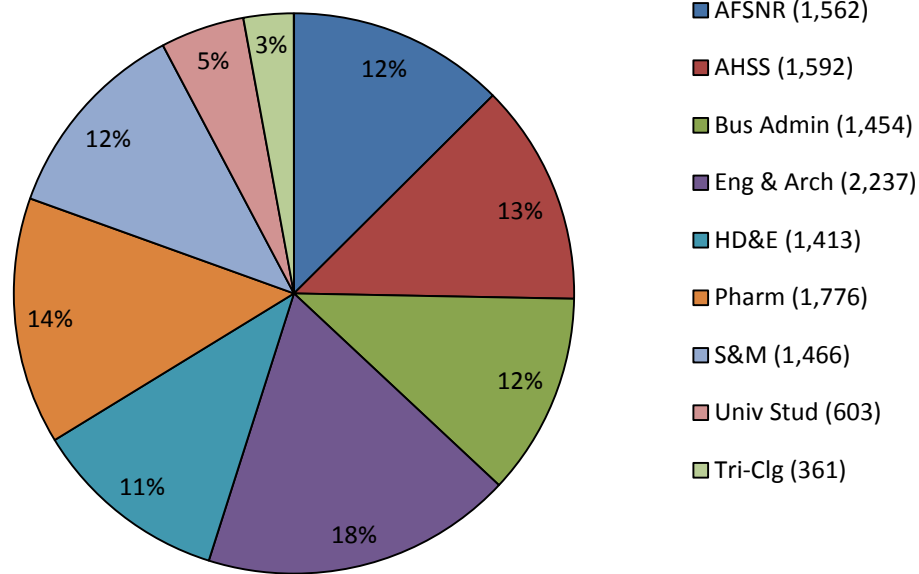
NDSU Student Demographic Information Fall 2014

NDSU COLLEGE FACTS

Of the eight colleges on campus:

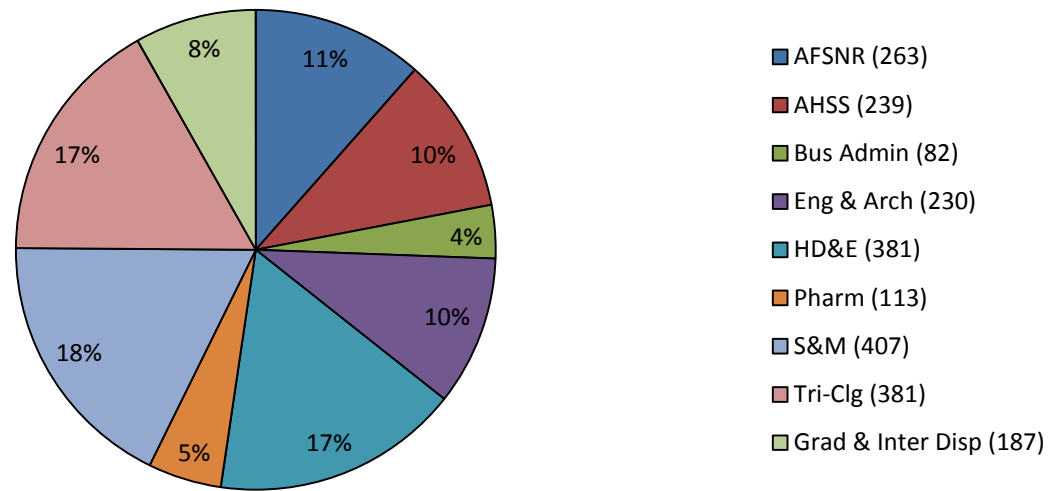
- Engineering and Architecture have the most undergraduate students with 2,237.
- University Studies has the least undergraduate students with 603.
- Pharmacy has 340 professional career and 113 graduate students.
- Science and mathematics has the most graduate students with 407.
- Business has the least graduate students with 82.
- The Colleges with the most disparity in their gender ration for all students are Engineering and Architecture with 11% females and 89% males and Pharmacy with 73% females and 27% males.

Undergraduates by College



NDSU Student Demographic Information Fall 2014

NDSU Graduate Students by College



NDSU Student Gender by College

