

# NDSU ATHLETIC TRAINING

## Applying to the NDSU MATrg Program

### 01 Create account on ATCAS

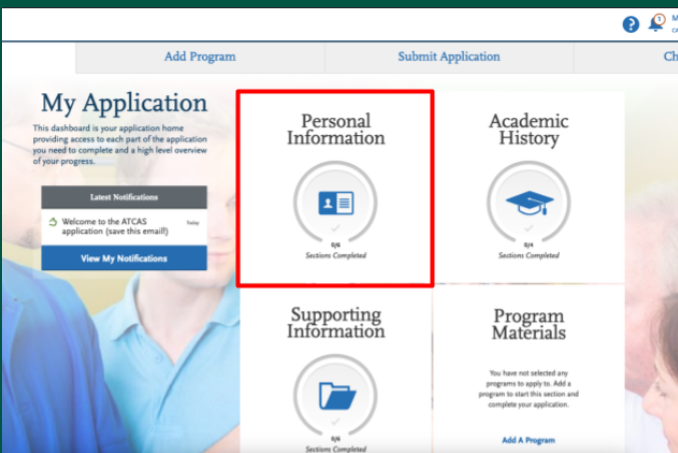
ATCAS is a centralized application platform for athletic training programs. This helps to streamline the application process.

Link: [ATCAS Website](#)



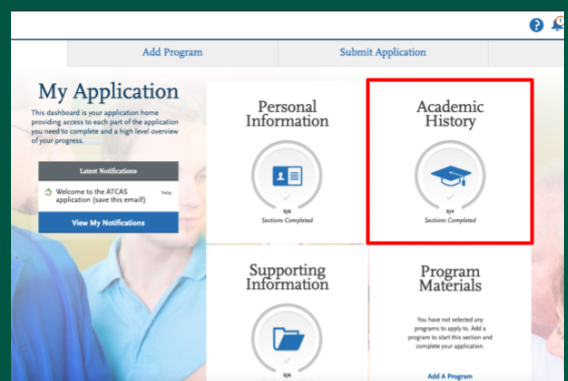
### 02 Add your personal information

This helps the CAATE and AT programs gather useful demographic information



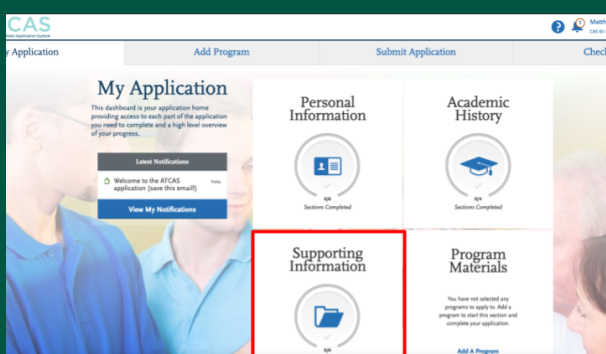
### 03 Add your academic history

Make sure to upload transcripts from high school and any college/university you have attended.



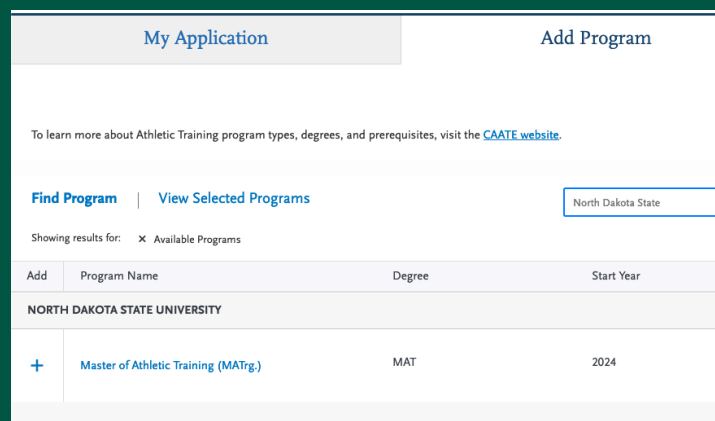
### 04 Add your supporting information

This section will include information about your observation hours, experiences, certifications, etc.



### 05 Add NDSU MATrg Program to your application


Search "North Dakota State" and click the blue "+" symbol next to the program to add it to your application.



### 06 Apply to the NDSU Graduate School


This is a requirement to be accepted into the NDSU MATrg program.

Link: [NDSU Graduate School Application](#)



### 07 Complete program application and submit

The program application has questions and requirements as well under each of the sub-headings. Once you've completed the program application, double check all your materials and submit!



### Questions?

Reach out to Dr. Matthew Drescher, Program Director at [matthew.drescher@ndsu.edu](mailto:matthew.drescher@ndsu.edu)

OR

Scan the QR code to request more information about the MATrg Program



Follow us on Instagram!



@ndsu\_athletic\_training