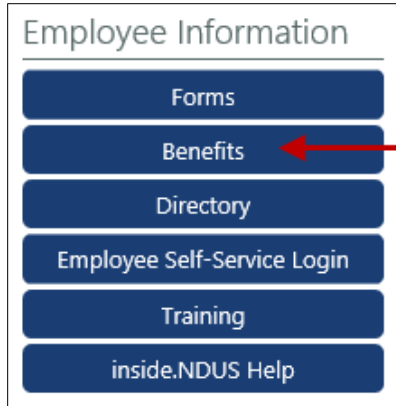



## Instructions for accessing the Delta EDP Link

In an internet browser go to: <https://inside.ndus.edu/>. Log in using your NDUS account and password.


Click the **Benefits** tab under Employee Information on the right side of the page:



Then click **NDUS Discounts**:



Then click **Delta EDP Link**:



Once you access the link, you will be presented with the Delta Book a Trip screen. Enter your trip details and click on Find Flights. The flights/fares will be displayed and right under the fare you will see “EDP Negotiated Fare” which will show you are receiving the discount.

Questions may be answered by reviewing the **Delta EDP FAQ** document located under the Delta EDP link or by submitting a ticket at: <https://helpdesk.ndus.edu/>. Click on **Submit a Ticket** and select **No** for “Is this a ConnectND Question?”.