

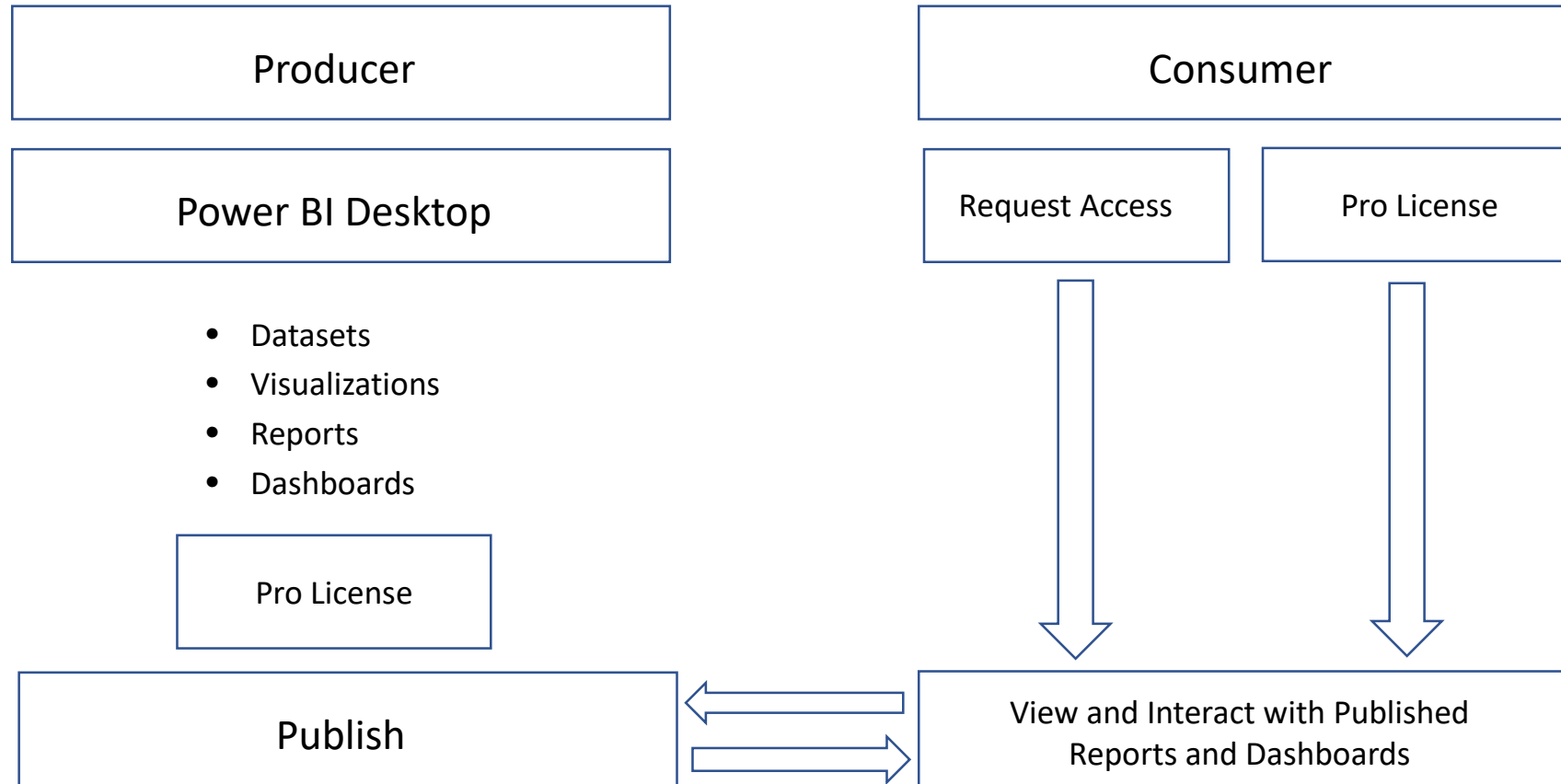
Power BI

Power BI is a suite of business analytics tools that deliver insights through your organization. Connect to hundreds of data sources, simplify data prep, and drive ad hoc analysis. **PRODUCE** beautiful reports, then publish them for your organization to **CONSUME** on the web and across mobile devices.

Where to start with Power BI?

Depends on your role - **Producer** or **Consumer**.

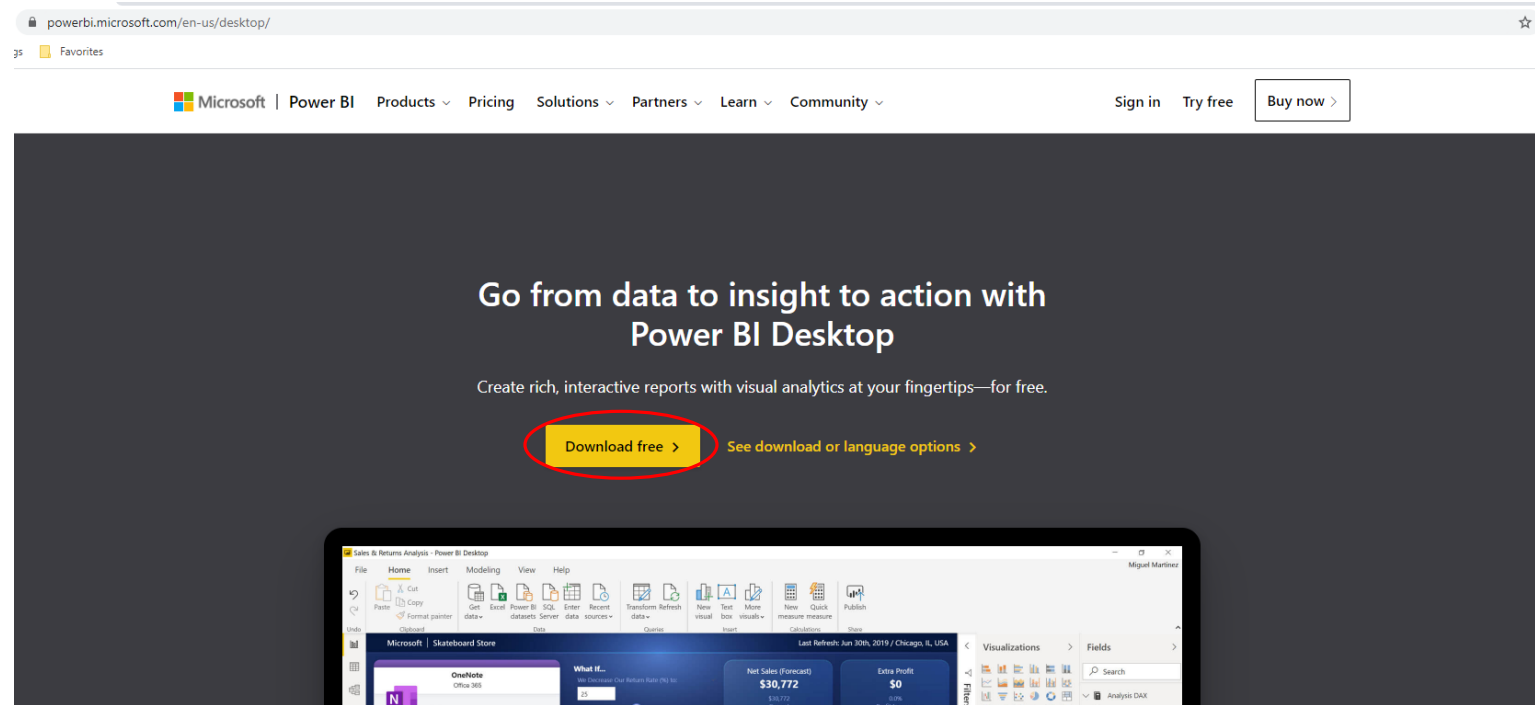
Requirements by Role



Getting Started with Power BI Desktop

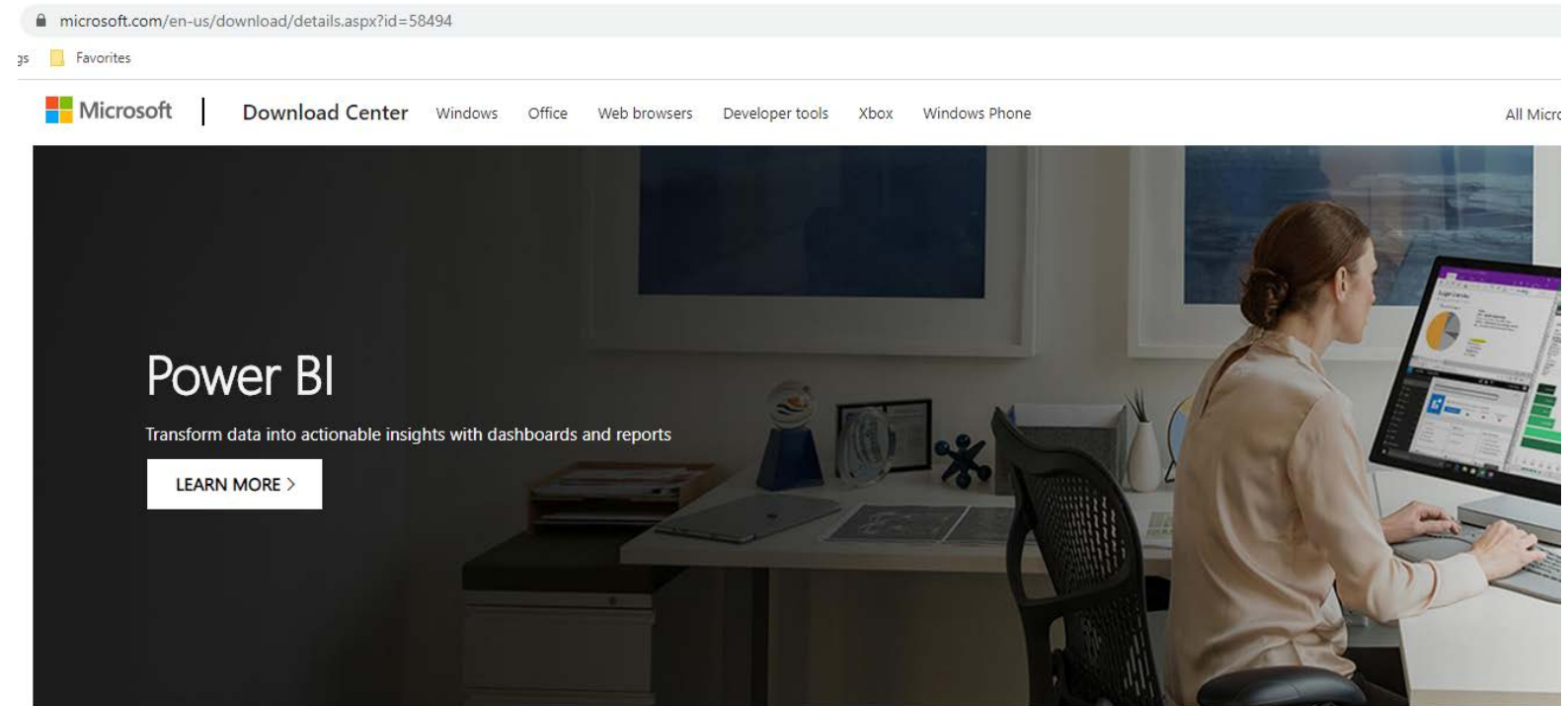
Download the Software

1. Go to <https://powerbi.microsoft.com/en-us/desktop/>
2. Click on the **Download free** button



Download the Software

- Clicking on the Download free button redirects you to Microsoft's download center webpage.
- On this page, click on the **Download** button



Microsoft Power BI Desktop

Important! Selecting a language below will dynamically change the complete page content to that language.

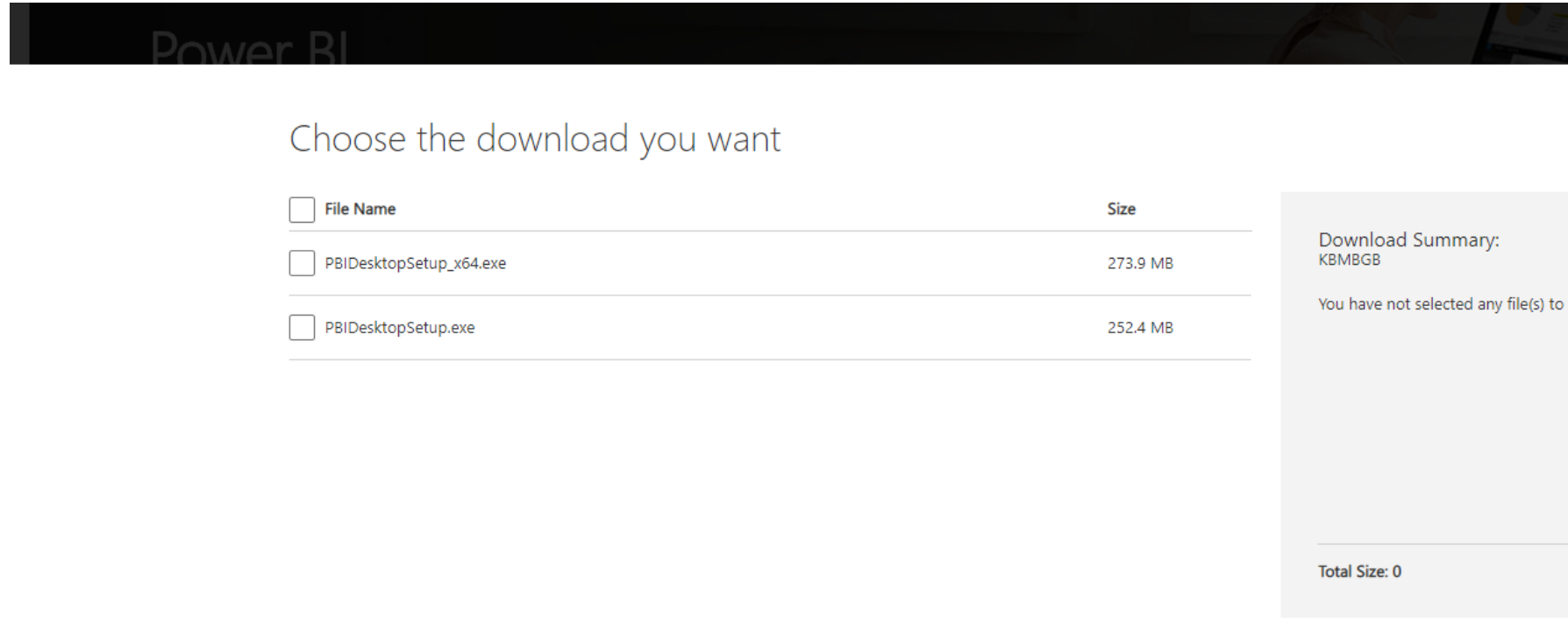
Select Language:

English

Download

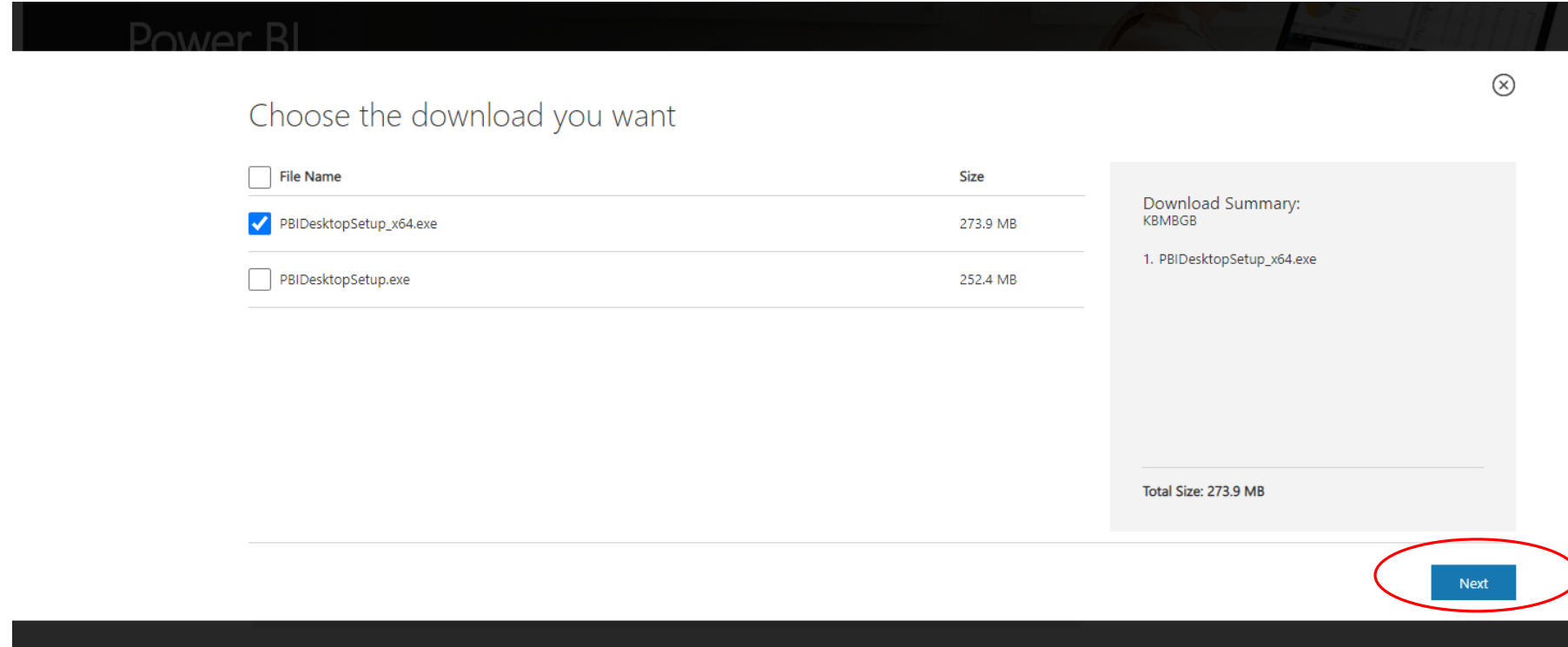
Download the Software

- Clicking on the Download button opens a screen which prompts you to select the bit version.
- Select the Power BI Desktop version that matches your operating system.
- The first choice is for 64 bit operating systems while the second choice is for 32 bit operating systems.

The screenshot shows the Power BI download selection interface. At the top, there is a dark header with the 'Power BI' logo. Below the header, the text 'Choose the download you want' is displayed. A table with two columns, 'File Name' and 'Size', lists two download options. The first option is 'PBIDesktopSetup_x64.exe' with a size of '273.9 MB'. The second option is 'PBIDesktopSetup.exe' with a size of '252.4 MB'. To the right of the table, there is a 'Download Summary' section that states 'KBMBGB' and 'You have not selected any file(s) to c'. At the bottom right, it shows 'Total Size: 0'.

Download the Software

- Once you've selected the Power BI Desktop version that is compatible with your operating system, Click the **Next** button.
- This will start the download of the Power BI Desktop Setup file.
- Once the file is downloaded, open the downloaded file. A setup window will prompt you through the installation process.



The screenshot shows the Power BI Desktop download interface. At the top, it says "Choose the download you want". Below this is a table with two columns: "File Name" and "Size". The first row is selected with a blue checkmark and shows "PBIDesktopSetup_x64.exe" with a size of "273.9 MB". The second row is unselected and shows "PBIDesktopSetup.exe" with a size of "252.4 MB". To the right of the table is a "Download Summary" box. It contains the text "Download Summary: KBMBGB" and a list item "1. PBIDesktopSetup_x64.exe". Below the list item, it says "Total Size: 273.9 MB". At the bottom right of the interface, there is a blue button labeled "Next", which is circled in red.

File Name	Size
<input checked="" type="checkbox"/> PBIDesktopSetup_x64.exe	273.9 MB
<input type="checkbox"/> PBIDesktopSetup.exe	252.4 MB

Download Summary:
KBMBGB

1. PBIDesktopSetup_x64.exe

Total Size: 273.9 MB

Next

Open Power BI Desktop

- When you open the Power BI software, the Power BI Desktop window will automatically open. This window includes, among other things, links to tutorials.
- Click on the , Get started with Power BI Desktop link or simply go to this webpage:
- <https://docs.microsoft.com/en-us/power-bi/fundamentals/desktop-getting-started>

Power BI Desktop

Get data

Recent sources

Course Enrollments - Daily...
Z: » OIRA » SHARED » Dashboards...

Fall Application History.pbix
Z: » OIRA » SHARED » Dashboards...

Instructional Personnel.pbix
Z: » OIRA » SHARED » Dashboards...

Enrollment.pbix
Z: » OIRA » SHARED » Dashboards...

Open other reports

Getting started with Power BI Desktop

Building reports

Query view concepts

Uploading your reports

Create a Phone report

VIEW ALL VIDEOS

✓ Show this screen on startup

Sid Fisk

WHAT'S NEW
Take a look at what's new and improved in Power BI in this month's update.

FORUMS
Visit the Power BI Forum to ask questions or interact with other users in the Power BI community.

POWER BI BLOG
Keep up to date with the latest news, resources, and updates from the Power BI team.

TUTORIALS
Ready to learn more about Power BI?

- Get started with Power BI Desktop
- Download a sample
- Watch our training videos
- See what others have built
- All guided learning

Power BI Desktop Videos

- If you click on Power BI Desktop videos from the dropdown menu under Resources, there are links to Power BI's YouTube channel as well as links to a few selected videos including the first two depicted here which are good videos for beginners to start.

- **Getting Started with Power BI**

https://www.youtube.com/watch?time_continue=8&v=Qgam9M8IOxA&feature=emb_logo

- **Create a Report in Power BI Desktop**

https://www.youtube.com/watch?v=IMAsitQ2cAc&feature=emb_logo

The screenshot shows the Microsoft Docs website for Power BI Desktop videos. The page title is "Power BI Desktop videos" with a date of 01/02/2020 and a reading time of 2 minutes. The page content includes a list of videos under the "Resources" section, with "Power BI Desktop videos" highlighted. Below the list, there are two video thumbnails. The first thumbnail is titled "Getting Started with the Power BI Desktop" and shows a dashboard with a bar chart, a donut chart, and a map. The second thumbnail is titled "Create a Report in the Power BI Desktop" and shows a similar dashboard with a bar chart, a donut chart, and a map. The page also includes a search bar, a navigation menu, and a list of links to other resources.

docs.microsoft.com/en-us/power-bi/fundamentals/desktop-videos

Microsoft | Docs | Documentation | Learn | Q&A | Code Samples

Power BI | Products | Solutions | Partners | Learn | Sign in

Docs / Power Platform / Power BI / Get started

Filter by title

Get started with Power BI - documentation

Overview

- What is Power BI?
- What is Power BI Desktop?
- What is the Power BI service?
- Comparing Power BI Desktop and the service

Concepts

How-to guides

Reference

Resources

- Videos
- Webinars
- Power BI Desktop videos**
- Power BI Desktop updates archive
- Power BI Desktop Send a Smile Privacy Statement

Power BI Desktop videos

01/02/2020 • 2 minutes to read •

Power BI Desktop has a [YouTube channel!](#)

See a high-level overview of Power BI Desktop, from getting data and building a report, to sharing your report with others:

Getting Started with the Power BI Desktop

Learn how to build stunning reports using Power BI Desktop:

Create a Report in the Power BI Desktop

Beginner Tutorials from other YouTube Channels

- Power BI Tutorial for Beginners – Getting Started
- <https://www.youtube.com/watch?v=m1eLTtZHG4>
- How to build Power BI Dashboards *(I recommend this one as it includes a downloadable data source to follow along with)*
- <https://www.youtube.com/watch?v=BsXliHbOFDM>
- Power BI Beginner Tutorial
- <https://www.youtube.com/watch?v=i3CSD7bMMbg>