


## Campus Connection Help Pages

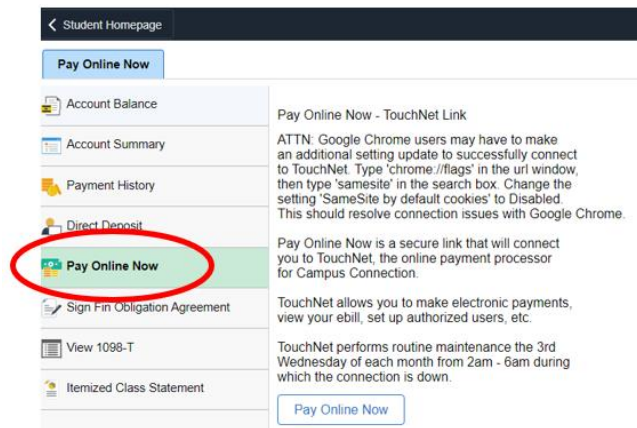
### VIEW MONTHLY BILLING STATEMENT

Between the 16<sup>th</sup> and 20<sup>th</sup> of each month, students with a balance due to NDSU will receive an email notification of their monthly billing statement. Instructions regarding how to view your electronic statement are below. Please note that monthly billing statements are a snapshot of a moment in time. The most accurate and up-to-date information regarding your student account balance may be found by logging in to Campus Connection and clicking on the Financial Account tile.

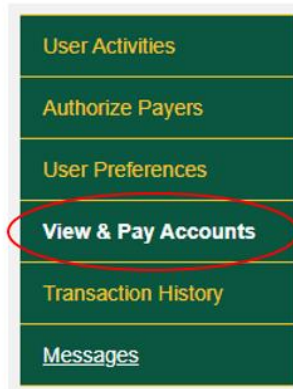
1. Log in to **Campus Connection** and click on the **Financial Account** tile.



2. Click on **Pay Online Now** and select NDSU. You will then be routed to the online payment portal, Nelnet.




3. Click on **View & Pay Accounts** in the left-hand navigation menu.




4. In the upper right corner, click on the **Statement Details** or **View PDF** link.

## North Dakota State University Details

 Recent Activity

Current Activity Details

 Latest Statement

[Statement Details | View PDF](#)

Statement Billing Date:

October 06, 2021

Statement Balance:

**Questions?** Contact One Stop at [ndsu.onestop@ndsu.edu](mailto:ndsu.onestop@ndsu.edu) or (701) 231-6200.