


Campus Connection Help Pages

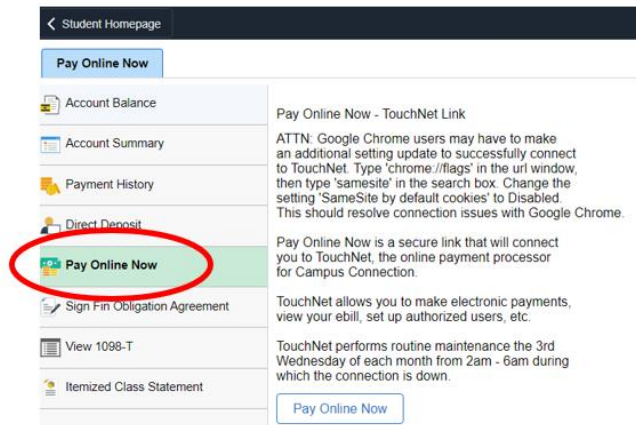
SAVED STUDENT ACCOUNT PAYMENT METHODS

Students may save payment methods (e.g. credit cards) within NDSU's online payment portal as a means of saving time when making future payments. When submitting a payment, simply mark that you wish to save the info for future use. To view your saved methods, or to add a method, follow the instructions below.

1. Log in to **Campus Connection**.
2. Click on the **Financial Account** tile.

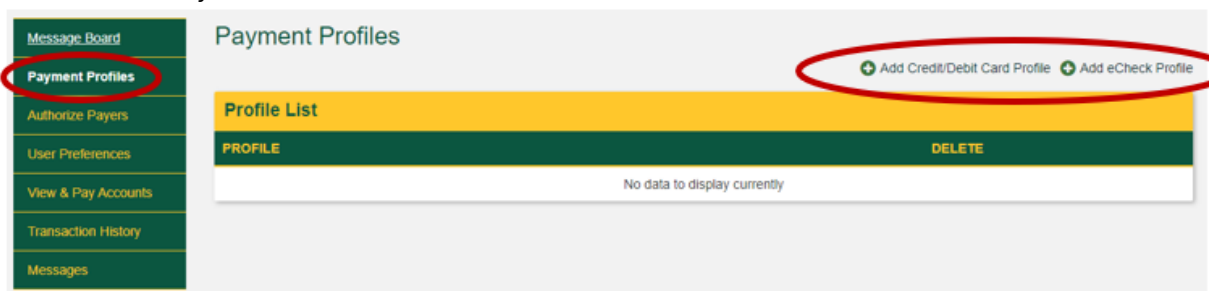


3. Click on **Pay Online Now** and select your school, **NDSU**. You will then be routed to the online payment portal, Nelnet.



4. Click on **Payment Profiles** from the left-hand navigation.
5. Select to **Add Credit/Debit Card Profile** or **Add eCheck Profile**.

Note: All credit/debit card transactions are assessed a non-refundable 2.75% service fee, which is delivered to the online payment processor. NDSU does not receive any portion of the service fee. eCheck payments have no additional fees.



6. Enter the appropriate account details, including a **Profile Name** for future reference, and click on **Save**.