



degree map

Getting Started

A personalized degree planning experience

Degree Map allows you to:

- ✓ See and track a student's estimated degree progress and requirements based on which ones are remaining, planned, registered, or completed.
- ✓ Filter a student's remaining degree requirements to plan courses for upcoming terms and create a clear path to graduation or transfer.
- ✓ Explore degree plans that most closely align with the credits the student has already earned, or search for any degree plan of interest and see how earned credits align.
- ✓ Explore local, regional, and national career opportunities that best align to a student's field of interest. This includes information such as summary of job demand, salary overview, required skills, and potential job opportunities for this career.

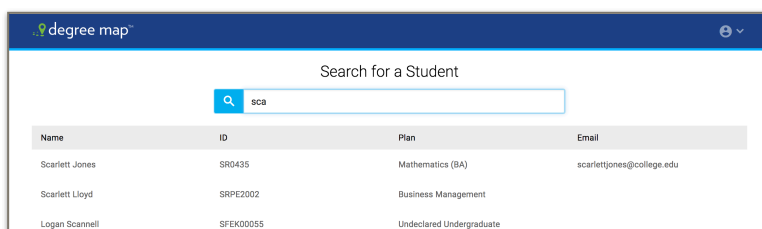
When you first log in, there's a lot to explore and this guide will help you navigate the basics. Reference the [Degree Map User Guide](#) at any time for additional detail and guidance. As you continue learning about Degree Map, you will discover how this tool can help elevate the advising experience and empower students with the information they need to be successful.

☐ Access Degree Map

Follow the instructions provided by your institution to log in to Degree Map. You may receive a unique link for access or it may be integrated into another system that you use.

Search for a student

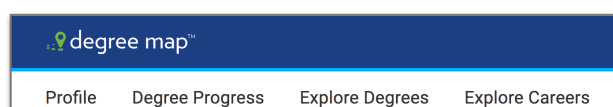
Search for a student by entering their first name, last name, student ID or email address. Click on a name from the results list to navigate to the student's account.



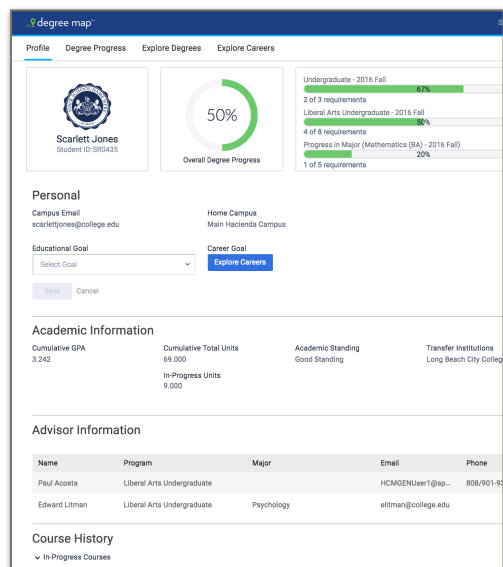
Name	ID	Plan	Email
Scarlett Jones	SR0435	Mathematics (BA)	scarlettjones@college.edu
Scarlett Lloyd	SRPE2002	Business Management	
Logan Scannell	SFEK0055	Undeclared Undergraduate	

A navigation bar will appear at the top of the page. There are four tabs in Degree Map including student Profile, Degree Progress, Explore Degrees, and Explore Careers. To begin, click the Profile tab in the upper left-hand corner.

Begin with the Profile



The **Profile** page provides an overview of a student's **degree plan** and academic history at the institution.



Personal

Campus Email: scarlettjones@college.edu
Home Campus: Main Hacienda Campus

Educational Goal: Select Goal
Career Goal: Explore Careers

Academic Information

Cumulative GPA: 3.242
Cumulative Total Units: 69,000
In-Progress Units: 9,000
Academic Standing: Good Standing
Transfer Institutions: Long Beach City College

Advisor Information

Name	Program	Major	Email	Phone
Paul Acosta	Liberal Arts Undergraduate		HCMGEMUser1@xp...	808/901-92
Edward Litman	Liberal Arts Undergraduate	Psychology	eltman@college.edu	

Course History

▼ In-Progress Courses

Find details about a student's progress towards completing their overall degree and the estimated progress towards all declared majors, minors, and certificates.

Review Personal and Academic Information, Advisor Information, and student Course History.

Tip: Check to see if your student has set an **educational** or **career goal**. You can use this information to help guide advising interactions and align resource recommendations.

Terms to Know

Degree Plan

A Degree Plan is a formal course of study defined by the institution that includes requirements specific to that field. Degree Map automatically matches the student's degree plan from the institution's student information system and will allow students to track progress towards his or her degree completion.

Educational Goals

Students can set an educational goal such as graduation, transfer, job/career development, personal improvement, or other.

Career Goals

Students can set a career goal that best aligns to their academic field of study.

□ Track and share Degree Progress

Click the **Degree Progress** tab to review academic progress and create a term-by-term plan towards program completion using the **plan cards**.

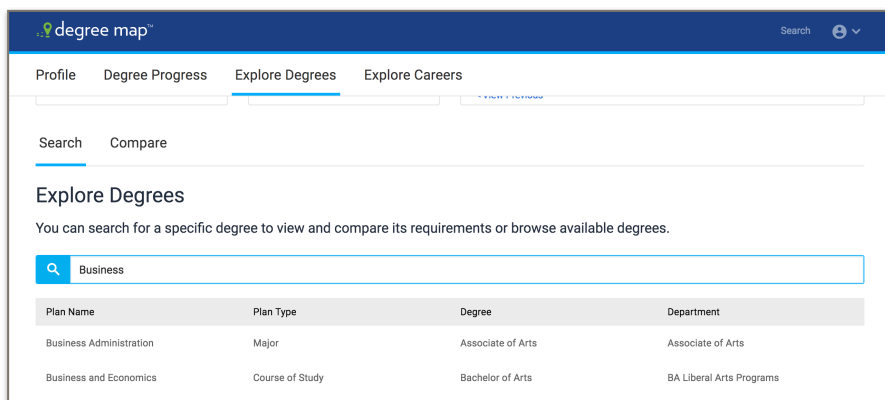
Use degree progress to:

- ✓ Review progress towards graduation requirements.
- ✓ Filter to easily narrow course options.
- ✓ Build smarter degree plans with **course alerts**.
- ✓ Plan general requirements through the use of **placeholders**.
- ✓ Print or Email students a detailed breakdown of their degree progress.

Tip: As a way to help students stay on track, encourage them to plan courses from the left rail. This allows a student to expand and collapse fields to see a comprehensive view of credits remaining, credits earned, and credits planned for future terms.

□ Discover degree opportunities

Use **Explore Degrees** to search and see how earned credits apply to degree options at the institution. Results from Search and Compare provide you with an overview and detailed breakdown of how a student's completed coursework would apply to a potential new degree plan.



Terms to Know

Plan Cards

Degree Map allows students to assign remaining degree requirements to upcoming terms, creating their own personalized plan towards degree completion. These plans can be reviewed and modified from the Degree Progress tab and are displayed as visual tiles.

Alerts

Alerts help keep students on track by signaling courses that require a prerequisite or that should be planned in consultation with an advisor. Degree Map has two categories of alerts including course alerts and pre-planning alerts. Alerts are indicated by an orange **alert** icon that appears below the course in question. Each alert will display a number within the alert icon that indicates the number of alerts for that specific course.

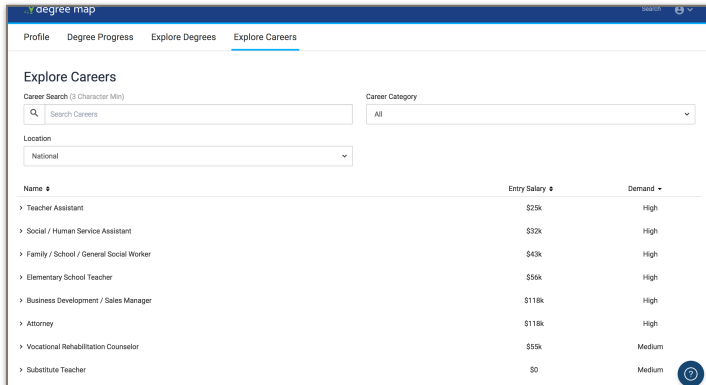
Placeholders

If multiple courses can fulfill a requirement group, a placeholder will place the requirement beneath the selected term header, but there will not be a specific course listed for the planned term.

Tip: Explore Degrees can be a valuable resource for students who are undecided, interested in pursuing an alternative program, or interested in completing additional credentials.

Set a career goal

After initially landing on the careers page, pre-populated careers will be listed based on a student's current degree. Explore these opportunities or use the [career search](#) filters to identify new career paths.

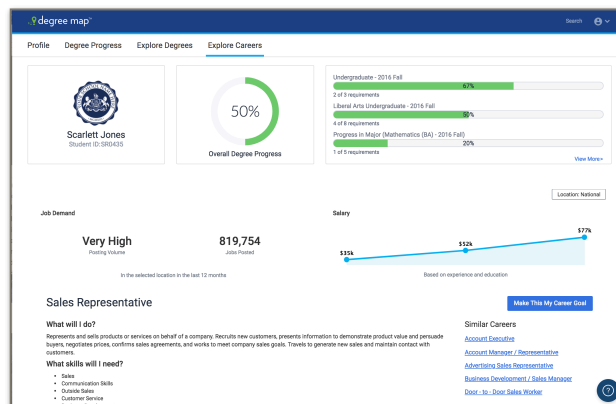


Field-specific information about career options, such as average entry salary and job market demand, will appear for each of the careers meeting the search criteria.

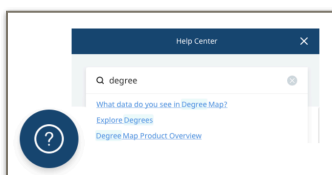
Students can set this vocation as chosen career goal by expanding the career option and selecting the Make This My Career Goal button beneath the job description. The newly identified Career Goal will be displayed on his or her Degree Map Profile.

See additional details by clicking the blue Career Details button located below the description. Specific details relevant to this career will appear in a new page including:

- ✓ Summary of job demand.
- ✓ Salary trends.
- ✓ Required skills and experience.
- ✓ Related job opportunities for this career path.



Explore the Help Center



The help center is designed to provide you with self-service support materials. Click the question mark to search help topics, download guides, and keep up-to-date on what's new in Degree Map.

Terms to Know

Career Search

To begin searching for new careers, type career identifying criteria into the Career Search bar. Users can also navigate to the Career Category drop down menu and select a specific field of interest. Specify a Location by selecting Local, State, or Region listed as a dropdown menu beneath the Career Search bar. Matching results will populate based on the search criteria indicated.

Tip: Spend time reviewing career details with your student. Consider how you can to connect key skills to the course content in a student's degree plan.