



# Introduction to Wimba Voice Tools



# Introduction to the Tools

▣ Six voice tools:



▣ Wimba Podcaster

▣ Voice Board

▣ Voice Recorder

▣ Voice eMail

▣ Voice Presentation

▣ Voice Direct

# Voice Recorder



## Audio announcements

**Field Trip Instructions**

Please listen carefully to the instructions as we make the final preparation for our visit.



The audio player interface shows a progress bar from 0:00 to 0:27. Below the progress bar are several control buttons: a speaker icon with sound waves, a red record button, a green play button, a black pause button, a black stop button, a list icon, and a volume icon.


Recommend:

One → Many

- What are some uses?

# Faculty Uses

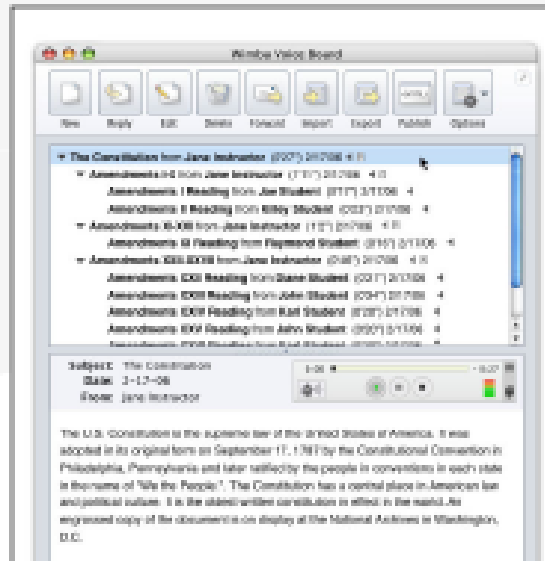
- ▣ Introduce weekly goals or assignments
- ▣ Vocal overview of the syllabus
- ▣ Important announcements



# Voice Board



## Voice-based discussion board



Recommended:

One → Many

One → One

Many → Many

• What are some uses?



# Faculty Uses

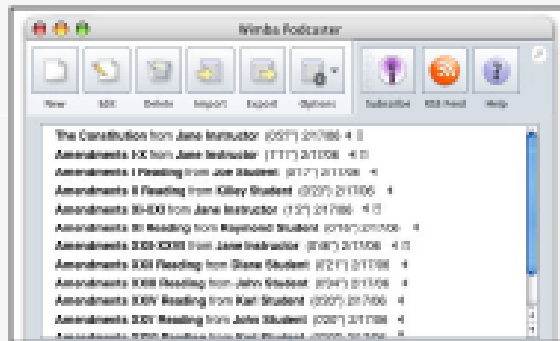
- ▣ Practice language building skills in a public venue
- ▣ Weekly posts allow student to hear how much they have improved from beginning
  - ▣ Confidence booster → big plus for new language students
- ▣ Interactive voice activities



# Wimba Podcaster



Two click Podcast creator



Recommended:

One → Many

Many → Many

•What are some uses?

# Faculty Uses

- ▣ Expand upon topics introduced in class
- ▣ Record weekly words or glossary entries
- ▣ Upload music from language country
- ▣ Record midterm and final study guide or wrap-ups
- ▣ “On the go” media review files





# Voice Presentation



## Add voice to web pages



Recommended

One → Many

One → One (private)

• What are some uses?



# Faculty Uses

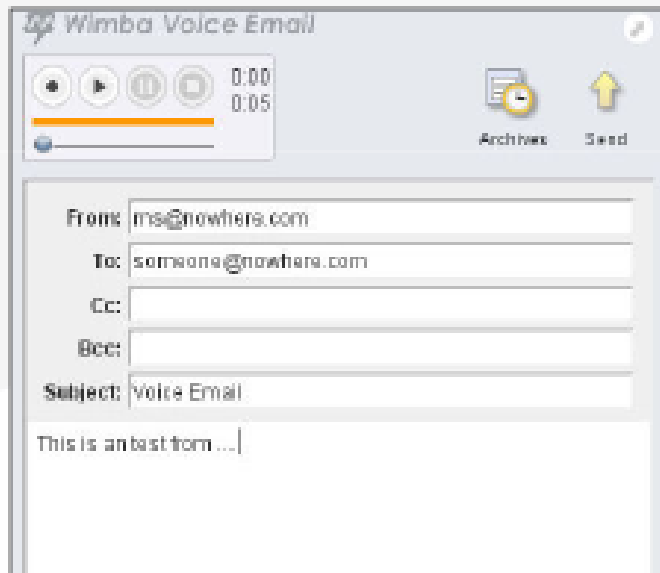
- ▣ Interactive lecturettes
- ▣ Language practice sessions
- ▣ Virtual web tours



# Voice Email



## Email, with voice



Recommended:  
One → One

# Faculty Uses

- ▣ Private feedback to students
- ▣ Practice private voice drills
- ▣ Weekly reviews for points

# Voice Direct



Voice-based synchronous chat



Recommended:

One → Many

One → One

# Faculty Uses

- ▣ Midterm and final practice sessions
- ▣ Weekly conversations to practice language
- ▣ Office hours
- ▣ Review hard to learn concepts
- ▣ Graggable archives

