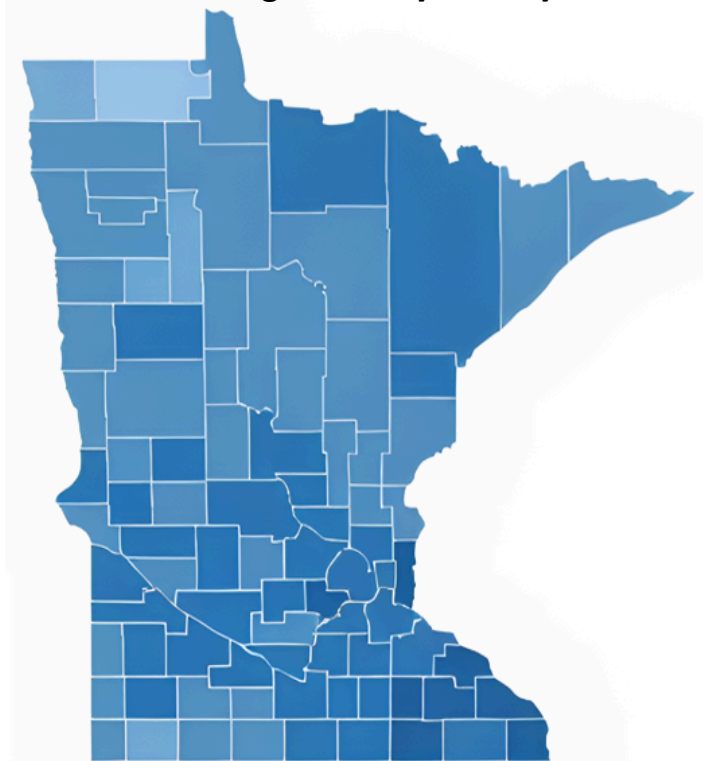


Minnesota HPV Vaccination Rates

Minnesota 13-year-old** immunization coverage rates by county



<https://www.health.mn.gov/people/immunize/stats/gaps.html>

State and 13-year-old* coverage rates by vaccine

	Minnesota
Tdap	71.1%
MenACWY	69.5%
HPV Initiation	55.2%
HPV Completion	29.2%

<https://mndatamaps.web.health.state.mn.us/interactive/adolescentimmunizations.html>

If you or your team would like clinic-specific vaccination rates and other clinic-specific information, please reach out to the IQIP team at the Minnesota Department of Health (MDH) at Health.IQIP@state.mn.us.

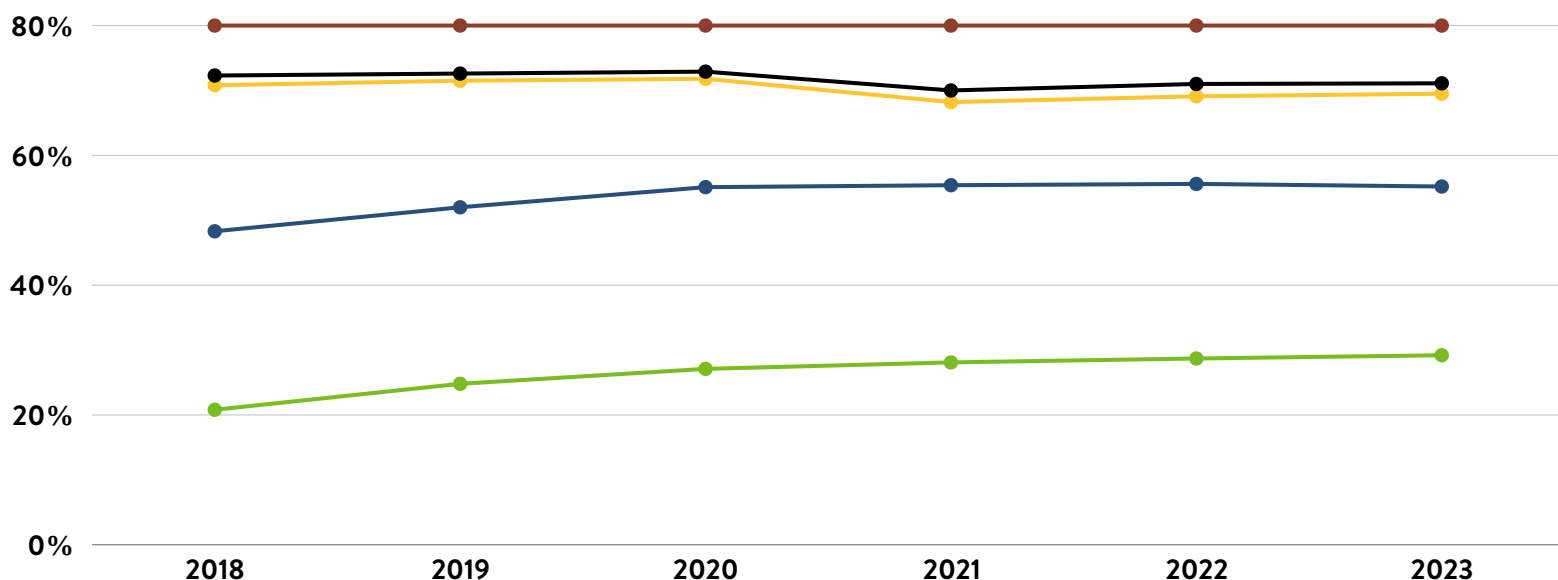
*13-year-olds immunized with 11-12-year-old platform.

**Children born between 1/1/2011 - 12/31/2011.

Vaccination coverage by year among Minnesota 13-year-olds*

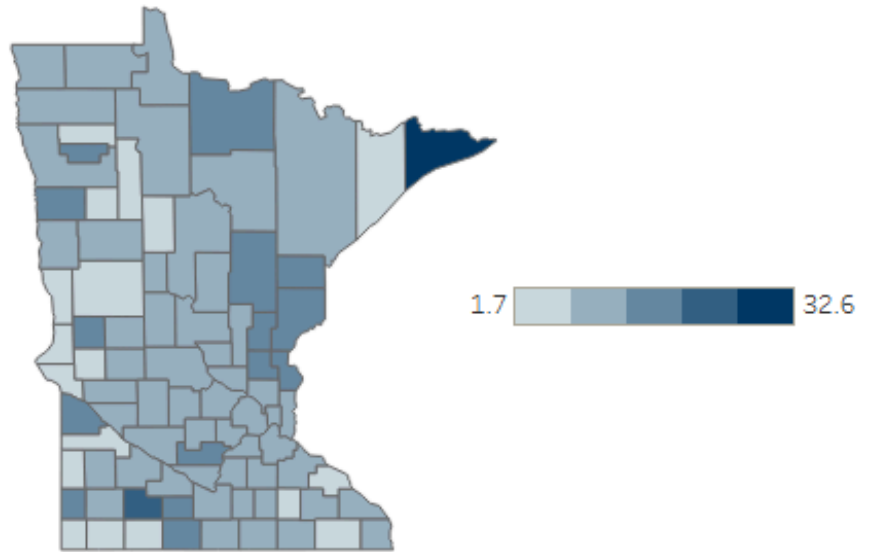
● MenACWY ● Tdap ● HPV Series Initiation ● HPV Series Completion

● Healthy People 2030 Vaccination Goal

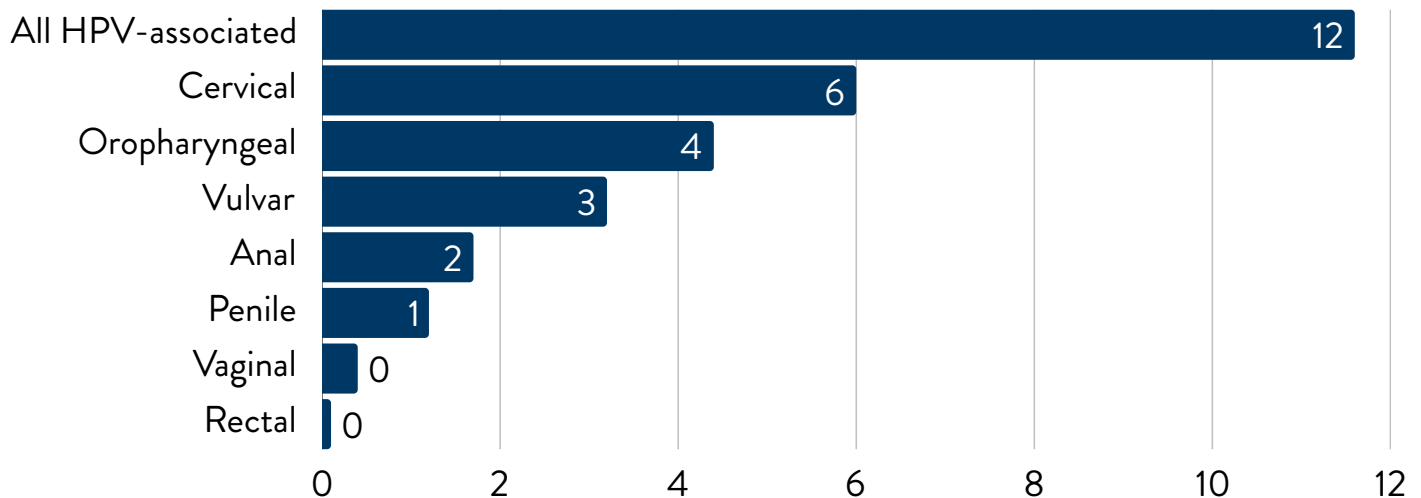


Minnesota HPV Cancer Rates

Rates of HPV-associated cancers by county (Rates/100,000 Minnesotans)



Rates of HPV-associated cancers by cancer type (Rates/100,000 Minnesotans)



Rates of HPV-associated cancers by age (Rates/100,000 Minnesotans)

